

Draft Fees and Charges 2018-19

Table Of Contents

Queanbeyan-Palerang Regional Council	19
Activity Approvals Under Section 68 – Local Government Act 1993	19
Part A Manufactured Homes	19
Part A1 – Manufactured Homes	19
Part B Water Supply, Sewerage and Stormwater	19
Part B1 to B6 Water supply, Sewerage and Stormwater Drainage in relation to New or Existing Buildings	19
Part B Approvals Where not Indicated Above Section 68 – Local Government Act 1993	19
Part B1	19
Part B2	19
Part B3	19
Part B4	20
Part B5	20
Part B6	20
Part B1 to B6 Water supply, Sewerage and Stormwater Drainage in relation to Subdivision Works	20
Part B1 – Water Supply	20
Part B2 – Sewer	20
Part B3 – Storm Water	20
Part C Management of Waste Section 68 – Local Government Act 1993	20
Part C1	20
Part C2	20
Part C3	21
Part C4 – Disposal of Trade Waste	21
Part C5 – Septic Tanks/Waste Treatment Device	21
Part C6 – Operate a System of Sewage Management	21
Part D Community Land Section 68 – Local Government Act 1993	21
Part D1 – Engage in a Trade or Business	21
Part D2 – Entertainment on Community Land	21
Part D3 – Temporary Enclosure	22
Part D4 – Play a Musical Instrument or Sing	22
Part D5 – Set up Amplifying Equipment	22
Part D6 – Public Meetings	22
Part E Public Roads Section 68 – Local Government Act 1993	22
Part E1	22

An aerial photograph of a river flowing through a suburban area. On the left bank, there is a large commercial building with a 'Coles' supermarket sign. A bridge crosses the river in the foreground. The right bank features a grassy area, a small pond, and several residential buildings. The background shows more parking lots and commercial structures.

QUEANBEYAN-PALERANG REGIONAL COUNCIL **Draft Fees and Charges** 2018-19

Draft Fees and Charges 2018-19

<i>Part E2</i>	22
Part F Other Activities Section 68 – Local Government Act 1993	22
<i>Part F1</i>	22
<i>Part F2 and Part F3</i>	22
<i>Part F4 – Solid Fuel Heater</i>	23
<i>Part F5 – Sideshows</i>	23
<i>Part F7 – Sell from a Standing Vehicle (Hawkers and Peddlers)</i>	23
<i>Part F10 – Domestic Grey Water Diversion</i>	23
Section 100 Review of Determination and Section 82 Objection to Regulations	23
Animal Pound	24
Dog/Cat Registration	24
Seizure, Maintenance and Sale of Dogs	24
Seizure, Maintenance and Sale of Cats	25
Sale of Non Classified Companion Animals	25
Other Pound Charges	25
Vaccinations	26
Stock Impounding (Impounding Act 1993)	26
<i>Horses, cattle and pigs</i>	26
<i>Sheep and Goats</i>	26
<i>Sustenance charges</i>	26
Dangerous Dog Compliance	26
Q-One Aquatic Centres	27
General Access Fees	27
<i>Single Pass – All Pools</i>	27
<i>10 Visit Pass – All Pools</i>	27
<i>Premium 3 Month Pass – All Pools</i>	27
<i>Premium 6 Month Pass – All Pools</i>	28
<i>Premium 12 Month Pass – All Pools</i>	28
<i>Summer Pass – Eastern Pools Only</i>	28
Lane Hire	28
School Exclusive Pool Hire	29
Swim School	29
<i>Aqua Fitness Program</i>	29
Entertainment Programs	30
General Conditions	30

Draft Fees and Charges 2018-19

Q-One Community Facilities	31
Bicentennial Hall	31
Friday to Sunday	31
Commercial Rates	31
Community Rates	31
Monday to Thursday	31
Commercial Rates	31
Community Rates	31
Additional Fees	32
Optional Extras	32
Gold Venues	33
Commercial Rates	33
Community Rates	33
Additional Fees	34
Optional Extras	34
Silver Venues	34
Commercial Rates	34
Community Rates	35
Additional Fees	35
Bronze Venues	35
Commercial Rates	35
Community Rates	36
Additional Fees	36
Office Space – Jerrabomberra/Letchworth/Karabar	36
Other Hall and Meeting Room Hire	36
Bungendore Community Centre – Multi-purpose Room (Large) – Local Community Groups	36
Bungendore Community Centre – Multi-purpose Room (Large) – Other Hirers	37
Bungendore Council Chambers – Businesses, corporations, government, political parties	37
Bungendore Council Chambers – Community or not-for-profit groups	37
Braidwood Council Meeting Room – Business, corporations, government, political parties	38
Braidwood Council Meeting Room – Community or not-for-profit groups	38
Braidwood Councillors’ Facilities Room – General	38
Braidwood Councillors’ Facilities Room – Community or Not-for-Profit Groups excluding political parties	38
Bungendore School of Arts	38
Burra Community Hall – Community Groups	39
Burra Community Hall – Private Functions	39

Draft Fees and Charges 2018-19

<i>Hire of Cargill Park</i>	39
<i>Hire of Carwoola/Stoney Creek Community Hall</i>	39
<i>Hire of Les Reardon Reserve & Hall</i>	40
<i>Hire of Canning Close Reserve</i>	40
<i>Hire of Wamboin Community Hall</i>	40
<i>Hire of Wamboin Community Hall – Outside Hirers</i>	40
<i>Hire of Captains Flat Community Hall – Local Hirers</i>	41
<i>Hire of Captains Flat Community Hall – Parties</i>	41
<i>Hire of Captains Flat Community Hall – Private Functions</i>	41
<i>Hire of Hoskinstown War Memorial Hall</i>	42
<i>Hire of Hoskinstown War Memorial Equipment</i>	42
<i>Multi Purpose Hall Bungendore School – Community Use</i>	42
<i>Multi Purpose Hall Bungendore School – Special Fees for Youth-Oriented Use</i>	43
<i>Multi Purpose Hall Bungendore School – Hire of Hall for Business Use – per hour</i>	43
<i>Multi Purpose Hall Bungendore School – Sound/PA Hire</i>	43
<i>Multi Purpose Hall Bungendore School – Function Rate</i>	43
<i>Royalla Common Elm Grove</i>	44
<i>Royalla Community Hall – Common</i>	45
<i>Royalla Common</i>	46
<i>Braidwood National Theatre Community Centre</i>	47
<i>Bungendore Emergency Services Centre</i>	47
<i>Rural Fire and Emergency Management Centre</i>	47
<i>Captains Flat Community Health Centre</i>	47
Community Regulation	48
<i>Impounded Items (Non Vehicles)</i>	48
<i>Impounded Vehicles (Abandoned Vehicles Impounding Act 1993)</i>	48
<i>Compliance costs for monitoring Clean Up and Prevention Notices</i>	48
Construction and Complying Development – Building Work	49
<i>Construction Certificate Application for Building Work</i>	49
<i>New Building Construction Certificates – Fee based on:</i>	49
<i>Modification of Building Construction Certificates</i>	49
<i>Issue of Complying Development Certificates (CDC)</i>	49
<i>Issue of Complying Development Certificates – Fee based on:</i>	49
<i>Issue of Modified Complying Development Certificates</i>	49
<i>Other Related Fees</i>	50
<i>Carry Out Inspections as the Principal Certifying Authority (PCA) (Building)</i>	50

Draft Fees and Charges 2018-19

<i>Inspections – Carry out building / construction inspection and issue report as PCA:</i>	50
<i>Relocated Dwelling Inspection Fee</i>	50
<i>Issue of Compliance Certificates where Council is the Principal Certifying Authority</i>	51
Carry Out Water and Sewer Inspections as the Water and Sewer Authority (Building Works)	51
<i>Carry out water and sewer inspections in relation to building work where Council is the Water and Sewer Authority</i>	51
Administration Charge, Receipt and Registration of Certificates and Reports	51
Security Deposit for damage to Public Assets (payable on lodgement of Construction Certificate or Complying Development Application)	51
Subdivision Construction Certificates, Subdivision Works Inspections and Subdivision Certificates	52
<i>Construction Certificate Application for Subdivision Work (including modified Construction Certificate)</i>	52
<i>Issue of Subdivision Construction Certificates</i>	52
<i>Modification of Subdivision Construction Certificates</i>	52
Subdivision Inspection Work	52
Application for Subdivision Certificate Release	52
<i>Subdivision Certificate Application (Torrens, Neighbourhood, Community, Strata)</i>	52
<i>Subdivision Certificate – Authorising the registration of a plan of subdivision for Strata / Torrens / Community Title</i>	52
Subdivision– Engineering Services Division Charge	53
Compliance Certificate under Section 305 Water Management Act 2000	53
Entering electronic (CAD) or paper plans into Council's Asset Information System	53
Development Related Administrative Charges	54
<i>Supply of Information from Council's Building, Development, Environmental Health or Strategic Planning Records</i>	54
<i>General Enquiry Fees</i>	54
<i>Administration / Staff fees</i>	54
Administrative and Miscellaneous Fees	54
<i>Long Service Levy Collection Fee</i>	54
<i>Publications</i>	55
Conveyancing Notices and Certificates	56
<i>Section 10.7 Planning Certificates</i>	56
<i>Drainage Diagrams</i>	56
<i>Certificate as to Outstanding Orders</i>	56
<i>Weeds Compliance Certificates</i>	56
<i>Division 6.7 Building Information Certificates (for buildings which are lawfully erected) (Clause 260)</i>	56
<i>Division 6.7 Building Information Certificates (for buildings which are not lawfully erected)</i>	57
<i>Other Division 6.7 Building Information Certificate Fees</i>	57
Development Application Fees	58

Draft Fees and Charges 2018-19

Fee based on cost of work as estimated by Council	58
Development Application for Minor Works Within a Heritage Conservation Area	58
Advertising Signs (Reg CI 246)	58
Dwelling House (Reg CI 247)	59
Residential Flat Development (Reg CI 248)	59
Miscellaneous Development (Reg CI 250)	59
Subdivision (including Strata Subdivisions) (Reg CI 249)	59
Integrated Development (Reg CI 253)	59
Designated Development (Reg CI 251)	59
Development Requiring Advertising (Reg CI 252(a) – (c))	60
Local Advertised Development Under any Environmental Planning Instrument or Development Control Plan (Reg CI 252(d))	60
Development Requiring Concurrence (Reg CI 252A)	60
If two or more fees are applicable to a single application (Reg CI 254)	60
Modification of a Development Consent	60
<i>Modified Development Application Fees</i>	60
<i>Other Modifications (significant environmental impact Section 455 (2))</i>	61
<i>Modifications – Significant Environmental Impact Under Section 455 (2) – Table 3</i>	61
<i>Notification for other Modification Under Section 4.55 (2) or 4.56 (1) (Reg CI 258(2)(3))</i>	61
<i>Modification Involving Residential Flat Buildings SEPP65 (Reg CI 258(2A)(3A))</i>	61
Other Development Related Fees	62
<i>Fee for review of a decision to reject a Development Application (Reg CI 257A) – where estimated cost of work is:</i>	62
<i>Extend Lapsing Period of Development Consent Section 4.54</i>	62
<i>Clause 4.6 Variations or SEPP 1 Objections</i>	62
<i>Review of Determination</i>	62
<i>Post Lodgement Development Application Discussions</i>	62
<i>Site Compatibility Certificate</i>	62
Development Control Plans and Plans of Management	63
Development Control Plans	63
Plans of Management – Community Land	63
Engineering Works	64
Roads Directory	64
Use of General Plant and Operator per hour (all inclusive)	64
Supply rural address number	64
Weight of Loads	64
Contributions to Works – Adjoining Owners	65

Draft Fees and Charges 2018-19

B-Double Route Application Fee	65
Land Access and Activity Notice	65
Lease of Council Land or Council Asset	65
Vehicular Entrance and Roads Act Approvals	65
Closure of Public Road	66
Environmental Health	67
Food shops	67
<i>Annual Administration Charge Based on Number of Food Handlers</i>	67
<i>Inspection Fee</i>	67
Outdoor Dining Fees	67
Hairdressers/Beautician/Skin Penetration	67
Premises with Air Handling Equipment	68
Protection of the Environment Operations Act	68
Private Swimming Pools	68
Public Swimming Pools	68
Private requests for Water Sampling	69
Environmental Water Testing For Pollution	69
State of the Environment Report	69
Community Services	70
Childcare	70
<i>Family Day Care</i>	70
<i>Playgroup Room Hire</i>	70
Community Events and Competitions	70
<i>Arts and Cultural Events</i>	70
<i>Community Events</i>	70
<i>Queanbeyan City Council Regional Art Awards</i>	70
<i>Clearwater Sculpture Prize</i>	71
Geographic Information System (GIS) and Information Request Fees (Public Access Act 2009)	72
GIS Information – Plans or Maps (excludes Local Environmental Plan maps)	72
GIS Information from system according to request for data	72
GIS Survey and preparation of mapping documents	72
GIPAA – Formal Access Application	72
Schedule 1 – Informal Access Application	72
Other Information Requests	73

Draft Fees and Charges 2018-19

Libraries	74
General Library Fees	74
Loan Fees	74
Library Cards/Bags	74
Library Photocopying and Other Charges	74
Black and White	74
Colour	74
Other Charges	75
Local Environmental Plans	76
Public Land	76
Other Infrastructure	77
Residential Driveways:	77
Flat and Commercial Driveways:	77
Industrial Driveways:	77
Rural Crossing:	77
Restoration Charges	78
Road Restoration:	78
Footway Restoration:	78
Palerang Waste Facility Charges	79
Out of area Users – Depositing Domestic Waste	79
Tip Passes	79
Electronic Waste	79
Waste Transfer Station Gate Fees – with a Tip Pass	79
Household (To Transfer Waste Bin) with Tip Pass	80
Commercial Loads (Loads > 0.5 tonne. Costs based on \$100 per tonne with Tip Pass)	80
Builders' Waste (based on \$120 per tonne with Tip Pass)	80
Engine Oil (for up to 40 litres) with Tip Pass	80
Tyres with Tip Pass	81
Batteries with Tip Pass	81
Mattresses with Tip Pass	81
Mobile Phones with Tip Pass	81
Dead Animals (Bungendore WTS only) with Tip Pass	81
Waste Transfer Station Gate Fees – without a Tip Pass	81
Household (To Transfer Waste Bin) – without Tip Pass	82

Draft Fees and Charges 2018-19

Commercial Loads (Loads > 0.5 tonne. Costs based on \$155 per tonne without Tip Pass)	82
Builders' Waste (based on \$175 per tonne) without Tip Pass	82
Engine Oil – (for up to 40 litres) without Tip Pass	82
Tyres – without Tip Pass	83
Batteries – without Tip Pass	83
Mattresses – without Tip Pass	83
Mobile Phones – without Tip Pass	83
Dead Animals (Bungendore WTS only) without Tip Pass	83
Commercial Waste – Veolia arrangement	83
Publications	84
Maps (Council maps not LIC data)	84
Books	84
Local Publications	84
Public Cemeteries	85
Palerang Cemeteries	85
Queanbeyan Cemeteries	85
Lawn Plaque Section (Concrete Headstone Area) – Fee does not include Plaque or Base	85
Lawn Section (Granite Headstone Area) – Fee does not include Plaque or Base	85
Bushland Cemetery (Does not include Plaque)	86
Babies' Lawn Section (Does not include Plaque)	86
Children's Lawn Section (Does not include Plaque)	86
Monumental Section	86
Reservation	86
Niche Wall (Camellia Court and Cherry Blossom) (Plaque not included)	86
Riverside Cemetery	87
Additional Fees	87
Ashes in new grave plot (Excludes plaque)	87
Ashes in existing grave plot (Excludes plaque)	87
Gardenia Court Garden Crypts	88
Miscellaneous	88
Rates and Financial Administration	89
Certificate and Notices Preparation	89
Information Fees (Note: Information fees apply to real estate agents. Valuers and Banks who have not purchased the complete property status report)	89
Payment Related Fees	89

Draft Fees and Charges 2018-19

Interest Charges	89
Deposit Held Search	89
Company Search	89
Skip Trace – External Successful (unsuccessful no charge)	90
Land Title Search	90
Non Council Debt Recovery Fees for Rates, Annual Charges & other Accounts	90
Other	90
Recreation and Sports	91
Queanbeyan, Googong and Jerrabomberra Sportsgrounds	91
<i>NSW Based Clubs – All sport grounds, Cricket, Netball courts and Velodrome</i>	91
Seniors (17yrs and over)	91
Juniors (16yrs and under)	91
School Use of Grounds	91
<i>ACT-based clubs – All sport grounds, Cricket, Netball Courts and Velodrome</i>	91
Seniors (17yrs and over)	91
Juniors (16yrs and under)	92
School Use of Grounds	92
Bungendore and Braidwood Sportsgrounds	92
Sporting Groups (Seniors 18 and above)	92
Sporting Groups (Juniors >12 to 17)	92
Sporting Groups (Juniors 12 and under)	92
Change Rooms	92
Nerriga Sportsground	93
Wilkins Park	93
Lights	93
Special Events	93
Line Marking	93
Queanbeyan Park Uses	94
Train Carriage	94
Seiffert Oval and Other Sports Buildings	94
Inside Seiffert Grandstand Function Room (includes kitchen)	94
Inside Seiffert Grandstand Function Room (excludes kitchen)	94
Seiffert Oval (including hospitality room and amenities)	94
Full Seiffert Oval Complex	95
Freebody Oval Clubhouse	95
Campese Oval Clubhouse	95

Draft Fees and Charges 2018-19

<i>Mick Sherd Shed Hire</i>	95
<i>Braidwood Recreation Ground – Multi-purpose room</i>	96
<i>Gary Maddrell Pavilion – Braidwood Recreation Ground</i>	96
<i>Other Fees and Charges – All Sports Buildings</i>	96
Braidwood Tennis Courts	97
Hire of Parks & Open Spaces	97
Braidwood Multipurpose Gymnasium	97
<i>Cat 1A – Not-for-Profit</i>	97
<i>Cat 1B – Commercial</i>	98
<i>Cat 2A – Not-for-profit</i>	98
<i>Cat 2B – Commercial</i>	98
<i>Cat 3 & Cat 4</i>	99
<i>Special Fees for Youth-Oriented Use</i>	99
Rezoning	100
<i>Preparation of amendment to Local Environmental Plan (LEP) or Development Control Plan (DCP)</i>	100
Saleyards Braidwood	102
<i>Saleyard Fees – Selling</i>	102
<i>Selling with Weighing</i>	102
<i>Private Weighing</i>	102
<i>Stock in Transit</i>	102
<i>Removal and Burial of dead animal</i>	103
<i>Auctioneers' Permit</i>	103
<i>New Agent's fee</i>	103
<i>Truck Wash Bay at Saleyards</i>	103
<i>NLIS Tags</i>	103
Sewerage System	104
<i>Sewer Charges</i>	104
<i>Manholes</i>	104
<i>Liquid Trade Waste Charges</i>	104
<i>Liquid Trade Waste Excess Mass charges for Category 3</i>	105
<i>Miscellaneous Charges</i>	106
<i>Equipment Hire – Specialised Engineering Equipment</i>	106
<i>Other Charges</i>	107
<i>Sewerage Headworks Contribution (Per lot)</i>	107

Draft Fees and Charges 2018-19

Showgrounds	108
Queanbeyan Showground	108
Other Hire Charges	108
Poultry Shed	108
Inside Grandstand (includes Kitchen)	108
Inside Grandstand (excludes Kitchen)	108
Pavilion	108
Showman's Area	109
Arena	109
Full Showground	109
Other Fees and Charges	109
Braldwood Showground	110
Other	111
Promotional Material	111
Carpark Management Agreement	111
Learning and Organisational Development Services	111
South East Weight of Loads	111
Stormwater Drainage	111
Subpoena Processing	111
Expressions of Interest/Tender Documentation	111
Warning Signs	112
Agistment – Horses at Nimrod Road Paddock	112
Filming Protocol	112
Tree and Vegetation Management Permit	112
The Q – Queanbeyan Performing Arts Centre	113
Performance Hire	113
The Q Theatre (Monday to Sunday)	113
Commercial Rates	113
Community Rates	113
Optional Extras	113
Additional Fees	113
Foyer Hire	114
Foyer Hire (Monday to Thursday)	114
Commercial Rates	114
Community Rates	114

Draft Fees and Charges 2018-19

Foyer Hire (Friday to Sunday)	114
Commercial Rates	114
Community Rates	114
Door 3 Art Space	114
Community Rates	114
Optional Extras	114
Additional Fees	115
Conference Hire	115
The Q Theatre (Monday to Thursday)	115
Commercial Rates	115
Community Rates	115
The Q Theatre (Friday to Saturday)	115
Commercial Rates	115
Community Rates	115
The Q Theatre (Sunday & Public Holidays)	116
Commercial Rates	116
Community Rates	116
Optional Extras	116
Additional Fees	116
Ticketing	117
Commercial and Community Rates	117
Commercial Rates	117
Community Rates	117
Hire of Equipment and Other Services	117
The Queanbeyan Indoor Sports Centre	118
Adult Sports	118
Junior Sports	119
Entertainment Programs	119
Schools Programs	119
Leisure and Lifestyle Programs	120
General Hire	120
Other Fees and Charges	120
Waste Management Charges	121
Domestic Waste Management – Former Queanbeyan Only	121
Change of Service	121

Draft Fees and Charges 2018-19

One off Collection Charges	121
Mobile Bin Replacement	121
Wheel in Wheel out service	121
Business Waste Management – Former Queanbeyan Only	121
One Off Collection Charges – Commercial (LGA s502)	121
Domestic Waste Management – Former Palerang Only	122
Supply of Extra Bins – Non Urban/Hamlet Waste	122
Replacement Bins Lost or Stolen	122
Business Waste Management – Former Palerang Only	122
Replacement Bins Lost or Stolen	122
Waste Minimisation Centre (WAMI)	123
Sale of Shredded Green Waste	123
Sale of Decomposed Shredded Green Waste	123
Delivery (depending on distance)	123
Sale of Pastuerised Kerbside Greenwaste Mulch	123
Commercial Users Fee Utilities and Trailers	123
Trucks	123
Large Trucks (Up to 4.5t, residential greenwaste only)	124
Water Supply System	125
Water Supply Charges (Miscellaneous)	125
Water Back Flow Prevention	125
Disconnection/Reconnection Fees	125
Other Charges	126
Residences and Units	126
1-2 ET	126
3-5 ET	126
Other Installations	126
Installations not specifically addressed elsewhere	127
Weed Control	128
Weed Control Compliance	128
Weed Control Action	128

Draft Fees and Charges 2018-19

Queanbeyan-Palerang Regional Council Pricing Policy

Section 404 of the Local Government Act requires Council to include in its Operational Plan, a Statement of the Council's Pricing Policy with respect to the goods and services it provides.

The Schedule of Fees and Charges is reviewed on an annual basis as part of the Operational Plan process with the view of optimising the revenue base whilst at the same time attempting to ensure that the level of our fees and charges are fair and equitable for stakeholders using our services.

When setting its level of fees and charges, consideration is given to the nature of the service and any community service obligation as well as wider policy objectives such as equity and social justice considerations.

The purpose of a Pricing Policy is to explain the rationale behind each fee and charge set out in the Schedule of Fees and Charges.

The Pricing Policy is made up of a number of Pricing Principles and the Pricing Basis used for setting the fee or charge.

Pricing Principle

All goods and services provided should have an identified Pricing Principle which is a simple statement that clarifies the philosophy of the goods and services and the reasoning for the level of charges set.

Pricing Basis

This is the method by which the fee or charge is determined and it sets the level of cost recovery. The basis used depends on the Pricing Principle chosen.

Council's Pricing Policy provides transparency so that stakeholders can clearly understand the basis of the Fees and Charges set.

The Pricing Principle and Pricing Basis are disclosed in respect of each fee and charge listed in the Schedule of Fees and Charges.

The following is a list of each Pricing Principle and Pricing Basis.

Draft Fees and Charges 2018-19

Ref	Pricing Principle	Pricing Basis
A	Public Good Service provides a broad community benefit. Inconceivable or impractical to charge for service on a user basis	Zero Cost Recovery
B	Practical Constraint Service is a minor part of the overall operation of the Council, or the potential for revenue collection is so minor as to be outweighed by the costs of collection.	Zero Cost Recovery
C	Shared Benefit Benefits from provision of the service accrue to the community as whole as well as individual users (Community Service Obligation).	Partial Cost Recovery
D	Stimulus A stimulus to the demand for the service is required. In the short term, only part of the cost of the service is to be recovered.	Partial Cost Recovery
E	Evasion Charging prices to recover full cost may result in widespread evasion.	Partial Cost Recovery
F	Amended The service is targeted to low income users.	Partial Cost Recovery
G	Economic/Social/Community Welfare Service promotes or encourages local economic or social activity	Partial Cost Recovery
H	Private Good Service benefits particular users, making a contribution to their individual income, welfare or profits, without any broader benefits to the community.	Full Cost Recovery
I	Monopoly Council has a monopoly over provision of the service and there is no community service or equity obligation.	Full Cost Recovery
J	Development Fee set will enable Council to develop and maintain a service.	Full Cost Recovery
K	Contribution Charges levied to compensate community for an increase in demand for service or facilities as a consequence of a development proposal.	Full Cost Recovery
L	Regulatory: Non Fixed Fee charges to cover costs incurred by legislative requirements where no community service obligation exists.	Full Cost Recovery
M	Regulatory: Fixed Fee fixed by legislation.	Regulatory

Draft Fees and Charges 2018-19

N	Market Service provided is in competition with that provided by another council or agency (private or public) and there is pressure to set a price which will attract adequate usage of the service.	Reference Pricing
O	In-House Service provided predominantly for Council use but sale to external markets may defray costs.	Reference Pricing
P	Entrepreneurial The service is a profit making activity and the price paid by users should recover an amount greater than the full cost of providing that service.	Rate of Return Pricing
Q	Penalty Fee charge is greater than cost of the service so as to act as a dis-incentive.	Rate of Return Pricing
R	Utility Fee charges for possession, occupation or enjoyment of Council Land, Public Land and Air Space by Gas, Electricity, Telecommunications and Water Utilities.	Rate of Return Pricing

Draft Fees and Charges 2018-19

Fee Name	Year 17/18 Last YR Fee (Incl. GST)	Year 18/19 Fee (Incl. GST)	Fee Basis	GST	Pricing Policy
----------	--	----------------------------------	-----------	-----	-------------------

Queanbeyan-Palerang Regional Council

Activity Approvals Under Section 68 – Local Government Act 1993

Part A Manufactured Homes

Part A1 – Manufactured Homes

Install a Manufactured Home, Moveable Dwelling or Associated Structure on Land	\$3.00 for each \$1,000 of estimated cost			N	H
--	---	--	--	---	---

Part B Water Supply, Sewerage and Stormwater

Part B1 to B6 Water supply, Sewerage and Stormwater Drainage in relation to New or Existing Buildings

Any combination of Water Supply, Sewerage and Stormwater Drainage work carried out in relation to a new building connected to Council services	\$366.00	\$366.00		N	H
Any combination of Water Supply, Sewerage and Stormwater Drainage work carried out in relation to alterations to class 1 or 10 buildings connected to Council services	\$240.00	\$240.00		N	H
Any combination of Water Supply, Sewerage and Stormwater Drainage work carried out in relation to alterations to class 2-9 buildings connected to Council services	\$366.00	\$366.00		N	H

Part B Approvals Where not Indicated Above Section 68 – Local Government Act 1993

Part B1

Carry out Water Supply work	\$204.00	\$209.00		N	H
-----------------------------	----------	----------	--	---	---

Part B2

Draw water from a Standpipe	See fees in Water Supply section			N	H
-----------------------------	----------------------------------	--	--	---	---

Part B3

Install, alter, disconnect or remove a meter connected to a service pipe	See fees in Water Supply section			N	H
--	----------------------------------	--	--	---	---

Draft Fees and Charges 2018-19

Fee Name	Year 17/18 Last YR Fee (Incl. GST)	Year 18/19 Fee (Incl. GST)	Fee Basis	GST	Pricing Policy
Part B4					
Carry out Sewerage work	\$204.00	\$209.00		N	H
Part B5					
Carry out Stormwater Drainage work	\$204.00	\$209.00		N	H
Carry out Stormwater Drainage work (Complying Development Class 1 and 10 only)	\$133.00	\$137.00		N	H
Part B6					
Connect a private drain to Council sewer	\$204.00	\$209.00		N	H
Part B1 to B6 Water supply, Sewerage and Stormwater Drainage in relation to Subdivision Works					
Part B1 – Water Supply					
Application to carry out water supply subdivision work	\$209.00 plus \$10 per lot			N	H
Part B2 – Sewer					
Application to carry out sewer subdivision work	\$209.00 plus \$10 per lot			N	H
Part B3 – Storm Water					
Application to carry out storm water subdivision work	\$209.00 plus \$10 per lot			N	H
Part C Management of Waste Section 68 – Local Government Act 1993					
Part C1					
For fee or reward, transport waste over or under a public place	\$143.00	\$147.00		N	H
Part C2					
Place Waste in a Public Place	\$143.00	\$147.00		N	H

Draft Fees and Charges 2018-19

Fee Name	Year 17/18 Last YR Fee (Incl. GST)	Year 18/19 Fee (Incl. GST)	Fee Basis	GST	Pricing Policy
Part C3					
Place Waste storage container in a public place	\$143.00	\$147.00		N	H
Part C4 – Disposal of Trade Waste					
For Trade Waste usage fees refer to Council's Revenue Policy	Refer to Council's Revenue Policy			N	H
Part C5 – Septic Tanks/Waste Treatment Device					
Install, construct or alter a waste treatment device or waste storage facility or drain connected to any such device or facility – includes: – Septic Tanks– Trade Waste Pre-treatment Device	\$305.00	\$305.00		N	H
Part C6 – Operate a System of Sewage Management					
Initial Approval to Operate a System of Sewage Management Once Installed	\$143.00	\$147.00		N	H
Ongoing Approval to Operate a System of Sewage Management including Inspection Fee	\$220 paid on either a 2 year or 5 year basis (1 device only). See table below for details on annual charges and additional devices.			N	H
Annual charge (shown on rates notice) for a 2 year approval to operate a system of sewage management (including discounts for up to 3 systems on the same property concurrently inspected and approved	For 1 Device – \$110.00 For 2 Devices – \$184.00 For 3 Devices – \$257.00		Per year	N	L
Annual charge (shown on rates notice) for a 5 year approval to operate a system of sewage management (including discounts for up to 3 systems on the same property concurrently inspected and approved	For 1 Device – \$44.00 For 2 Devices – \$73.00 For 3 Devices – \$103.00		Per year	N	L
Re-inspection of System of Sewage Management	New	\$147.00	Per inspection	N	H
Part D Community Land Section 68 – Local Government Act 1993					
Part D1 – Engage in a Trade or Business					
Engage in a trade or business on Community Land	\$143.00	\$147.00		N	H
Part D2 – Entertainment on Community Land					
Direct or procure a theatrical, musical or other entertainment for the Public	\$143.00	\$147.00		N	H

Draft Fees and Charges 2018-19

Fee Name	Year 17/18 Last YR Fee (Incl. GST)	Year 18/19 Fee (Incl. GST)	Fee Basis	GST	Pricing Policy
Part D3 – Temporary Enclosure					
Construct a temporary enclosure for the purpose of entertainment	\$143.00	\$147.00		N	H
Part D4 – Play a Musical Instrument or Sing					
For fee or reward, play a musical instrument or sing (e.g. busk)	\$40.00	\$41.00		N	H
Part D5 – Set up Amplifying Equipment					
Set up, operate or use a loud speaker or sound amplifying device	\$40.00	\$41.00		N	H
Part D6 – Public Meetings					
Deliver a public address or hold a religious service or public meeting	\$143.00	\$143.00		N	H
Part E Public Roads Section 68 – Local Government Act 1993					
Part E1					
Hoist Goods Across Road	\$305.00	\$305.00		N	H
Part E2					
Hang an article or awning over a public road	\$305.00	\$305.00		N	H
Part F Other Activities Section 68 – Local Government Act 1993					
Part F1					
Operate a Public Car Park	No Fee			N	H
Part F2 and Part F3					
Application for Approval or Renewal to Operate Caravan Park, Camping Ground or Manufactured Home Estate – Base Fee \$365.00 + \$13.00 per site (includes initial inspection)	Min \$365.00 plus \$13.00 per site		Per Site	N	H
Periodic Inspection Fee for Caravan Park, Camping Ground or Manufactured Home Estate \$13.00 per site	\$13.00 per site		Per Site	N	H

Draft Fees and Charges 2018-19

Fee Name	Year 17/18 Last YR Fee (Incl. GST)	Year 18/19 Fee (Incl. GST)	Fee Basis	GST	Pricing Policy
Part F4 – Solid Fuel Heater					
Install a solid fuel or domestic oil heater (including inspection)	\$320.00	\$320.00		N	H
Part F5 – Sideshows					
Application for approval (Part F5) per amusement device (includes inspection)	\$60.00	\$60.00		N	H
Part F7 – Sell from a Standing Vehicle (Hawkers and Peddlers)					
Application for approval & inspection fee	\$320.00	\$320.00	Per application	N	H
Part F10 – Domestic Grey Water Diversion					
Application for Approval & inspection fee	\$320.00	\$320.00	Per application	N	H
Section 100 Review of Determination and Section 82 Objection to Regulations					
Objection to application of regulations and local policies under Sec 82 of the Local Government Act to Sec 68 Approval	100% of original Sec 68 application fee			N	L
Review of Determination Under Sec 100 of the Local Government Act to a Sec 68 Approval.	50% of original Sec 68 application fee			N	L

Draft Fees and Charges 2018-19

Fee Name	Year 17/18 Last YR Fee (Incl. GST)	Year 18/19 Fee (Incl. GST)	Fee Basis	GST	Pricing Policy
----------	--	----------------------------------	-----------	-----	-------------------

Animal Pound

Dog/Cat Registration

Administration fee for NSW Pet Registry Database entries	New	\$5.00	Per form	N	N
Assistance animal	No Charge		Per animal	N	M
Not de-sexed	\$201.00	\$201.00	Per animal	N	M
De-sexed	\$55.00	\$55.00	Per animal	N	M
Desexed animal sold by eligible pound or shelter	\$27.50	\$27.50	Per animal	N	M
Desexed animal owned by eligible pensioner	\$23.00	\$23.00	Per animal	N	M
Animal not desexed kept by recognised breeder for breeding purposes	\$55.00	\$55.00	Per animal	N	M
Non desexed animal – not recommended for desexing	\$55.00	\$55.00	Per animal	N	M
Non desexed – animal under 6 months	\$55.00	\$55.00	Per animal	N	M
Working Dog	No Fee		Per animal	N	M
Dog in the service of the State, for example, a police dog	No Fee		Per animal	N	M
Greyhound currently registered under the Greyhound Racing Act 2009	No Fee		Per animal	N	M

Seizure, Maintenance and Sale of Dogs

Seizure Fee	\$45.00	\$46.50	Per animal	N	H
Seizure Fee for release of dog on second or subsequent occasion in 12 months	\$70.00	\$72.00	Per animal	N	H
Maintenance fee for each day dog is in pound	\$40.00	\$41.00	Per day	N	H
Sale of dog from Pound (Includes de-sexing, vaccination, worming and Micro-chipping)	\$355.00	\$364.00	Per animal	Y	G
Sale of de-sexed dog	\$215.00	\$222.00	Per animal	Y	G
Sale of dog to recognised rescue organisation with Section 16d exemption for dogs held at the pound for less than 20 days	\$65.00	\$67.00	Per animal	Y	G
Sale of dog to recognised rescue organisation with Section 16d exemption for dogs held at the pound for 20 days or more	No Charge		Per animal	Y	G

Draft Fees and Charges 2018-19

Fee Name	Year 17/18 Last YR Fee (Incl. GST)	Year 18/19 Fee (Incl. GST)	Fee Basis	GST	Pricing Policy
Seizure, Maintenance and Sale of Cats					
Seizure Fee	\$40.00	\$41.00	Per animal	N	H
Maintenance Fee (fee per day)	\$35.00	\$36.00	Per day	N	H
Queen Cat and Kittens (fee per day)	\$45.00	\$46.50	Per day	N	H
Refundable Deposit – Cat Trap Hire	\$50.00	\$100.00	Per hire	N	G
Sale of Cat (Includes de-sexing, worming and micro-chipping)	\$330.00	\$338.00	Per animal	Y	G
Sale of de-sexed Cat	\$145.00	\$149.00	Per animal	Y	G
Sale of cat to recognised rescue organisation with Section 16d exemption for cats held at the pound for less than 20 days	\$65.00	\$67.00	Per animal	Y	G
Sale of cat to recognised rescue organisation with Section 16d exemption for cats held at the pound for 20 days or more	No Charge		Per animal	Y	G
Cat born prior to 1 July 1999 where ownership has not changed (when the Companion Animals Act 1998 came into effect)	No Charge		Per animal	Y	G
Sale of Non Classified Companion Animals					
Ferrets, Rabbits, Chickens and Birds	\$23.00	\$15.00	Per animal	Y	N
Roosters	\$13.00	\$5.00	Per animal	Y	N
Other Pound Charges					
Cat Carry Boxes	\$20.00	\$20.00	Per box	Y	N
Dog Leads	\$5.00	\$5.00	Per lead	Y	N
Dangerous Dog Signs	\$5.00	\$50.00	Per sign	Y	N
Dangerous Dog Collars	Size M: \$40.00 Size L: \$60.00 Size XL: \$65.00		Per collar	Y	N
Microchipping Fee (Pound Animals) – Recognised rescue organisation	\$15.00	\$15.00	Per service	N	G
Microchipping Fee (Pound Animals)	\$40.00	\$40.00	Per service	N	H
Microchipping Fee (Public)	\$40.00	\$40.00	Per service	Y	H

Draft Fees and Charges 2018-19

Fee Name	Year 17/18 Last YR Fee (Incl. GST)	Year 18/19 Fee (Incl. GST)	Fee Basis	GST	Pricing Policy
Vaccinations					
C3 and F3 Vaccination	\$50.00	\$50.00	Per animal	N	N
* Applies for surrendered animals where owners cannot provide proof that the animal has a current vaccination					
Parvac Vaccine	\$32.00	\$32.00	Per animal	N	N
* Applies to all seized dogs which do not require C3 or F3 vaccinations.					
Stock impounding (Impounding Act 1993)					
<i>Horses, cattle and pigs</i>					
1st animal	\$155.00	\$155.00	Per animal	N	H
2nd and additional animals	\$75.00	\$75.00	Per animal	N	H
<i>Sheep and Goats</i>					
1st animal	\$35.00	\$35.00	Per animal	N	H
2nd and additional animals	\$16.00	\$16.00	Per animal	N	H
Surrender of animals	\$38.00	\$38.00	Per animal	N	H
Transporting Fee	\$90.00	\$90.00	Per hour	N	H
Sustenance charges					
Horses and cattle	\$50.00	\$50.00	Per day per animal	N	H
Sheep, goats and pigs	\$25.00	\$25.00	Per day per animal	N	H
Dangerous Dog Compliance					
Dangerous or Restricted Dog Enclosure Certificate of Compliance – s58H CAA	\$150.00	\$150.00		N	M
Dangerous or Restricted Dog Enclosure Certificate of Compliance Inspection Fee – S58H CAA	\$205.50	\$205.50		N	L

Draft Fees and Charges 2018-19

Fee Name	Year 17/18 Last YR Fee (Incl. GST)	Year 18/19 Fee (Incl. GST)	Fee Basis	GST	Pricing Policy
----------	--	----------------------------------	-----------	-----	-------------------

Q-One Aquatic Centres

General Access Fees

Single Pass – All Pools

Family (4 people, minimum 2 children)	\$16.00	\$16.00		Y	G
Additional Child	\$3.00	\$3.00		Y	G
Adult	\$6.00	\$6.00		Y	G
Child, Senior and Student	\$4.00	\$4.00		Y	G
Spectator	\$2.00	\$2.00		Y	G
Concession	\$3.00	\$3.00		Y	G

10 Visit Pass – All Pools

Note: For Family Passes Children must be living in the same dwelling as the listed adults.

Family (4 people, minimum 2 children)	\$150.00	\$150.00		Y	G
Family (2 adults, unlimited children)	\$160.00	\$160.00		Y	G
Adult	\$50.00	\$50.00		Y	G
Child, Senior and Student	\$35.00	\$35.00		Y	G
Concession	\$25.00	\$25.00		Y	G

Premium 3 Month Pass – All Pools

Note: For Family Passes Children must be living in the same dwelling as the listed adults.

Family (4 people, minimum 2 children)	\$370.00	\$370.00		Y	G
Family (2 adults, unlimited children)	\$390.00	\$390.00		Y	G
Adult	\$185.00	\$185.00		Y	G
Child, Senior and Student	\$125.00	\$125.00		Y	G
Concession	\$75.00	\$75.00		Y	G

Draft Fees and Charges 2018-19

Fee Name	Year 17/18 Last YR Fee (Incl. GST)	Year 18/19 Fee (Incl. GST)	Fee Basis	GST	Pricing Policy
----------	--	----------------------------------	-----------	-----	-------------------

Premium 6 Month Pass – All Pools

Note: For Family Passes Children must be living in the same dwelling as the listed adults.

Family (4 people, minimum 2 children)	\$670.00	\$670.00		Y	G
Family (2 adults, unlimited children)	\$690.00	\$690.00		Y	G
Adult	\$340.00	\$340.00		Y	G
Child, Senior and Student	\$235.00	\$235.00		Y	G
Concession	\$130.00	\$130.00		Y	G

Premium 12 Month Pass – All Pools

Adult	\$615.00	\$615.00		Y	G
Child, Senior and Student	\$425.00	\$425.00		Y	G
Concession	\$235.00	\$235.00		Y	G

Summer Pass – Eastern Pools Only

Note: For Family Passes Children must be living in the same dwelling as the listed adults.

Family (4 people, minimum 2 children)	\$190.00	\$190.00		Y	G
Family (2 adults, unlimited children)	\$210.00	\$210.00		Y	G
Adult	\$130.00	\$130.00		Y	G
Child, Senior and Student	\$95.00	\$95.00		Y	G
Concession	\$70.00	\$70.00		Y	G

Lane Hire

Lane Hire	\$16.00	\$16.00	Per lane, per hour	Y	G
-----------	---------	---------	--------------------	---	---

* 50% discount on lane hire fees available to eligible community hirers.

Draft Fees and Charges 2018-19

Fee Name	Year 17/18 Last YR Fee (Incl. GST)	Year 18/19 Fee (Incl. GST)	Fee Basis	GST	Pricing Policy
----------	--	----------------------------------	-----------	-----	-------------------

School Exclusive Pool Hire

Queanbeyan Pool – NSW Schools – Minimum spend of \$825	\$4.00	\$4.00	Per day per student	Y	G
Queanbeyan Pool – ACT Schools – Minimum spend of \$1275.	\$4.00	\$4.00	Per day per student	Y	G
Bungendore, Braidwood or Captains Flat (Up to 3.5hrs – Flat Fee)	\$150.00	\$150.00		Y	G
Bungendore, Braidwood or Captains Flat (Up to 7.0hrs – Flat Fee)	\$300.00	\$300.00		Y	G
Bulkhead Set Up Fee – Half/Full Day	\$135.00	\$135.00		Y	G
Additional Staffing (Per Hour / Per Staff Member)	\$45.00	\$45.00		Y	G
Department of Education Swimming Scheme – All Pools	New	\$3.50	Per lesson, per student	Y	N

Swim School

Little Nippers Term Program (Single Child)	\$165.00	\$165.00	Per term	N	G
Little Nippers Term Program (3rd Child +)	\$155.00	\$155.00	Per term	N	G
Schools Program (Single Student)	\$100.00	\$100.00	Per program	N	G
Private Term Program (Single Child)	\$50.00	\$500.00	Per term	N	G
Private Term Program (Shared)	\$60.00	\$600.00	Per term	N	G
Private Term Program (SNP)	\$250.00	\$250.00	Per term	N	G

Aqua Fitness Program

Adult (Single Pass)	\$15.50	\$15.50		Y	G
Child, Senior and Student (Single Pass)	\$12.00	\$12.50		Y	G
Concession (Single Pass)	\$10.50	\$10.50		Y	G
Adult (10 Pass)	\$155.00	\$155.00		Y	G
Child, Senior and Student (10 Pass)	\$120.00	\$125.00		Y	G
Concession (10 Pass)	\$105.00	\$105.00		Y	G

Draft Fees and Charges 2018-19

Fee Name	Year 17/18 Last YR Fee (Incl. GST)	Year 18/19 Fee (Incl. GST)	Fee Basis	GST	Pricing Policy
Entertainment Programs					
Birthday Parties – 2 Hour Duration	\$200.00	\$200.00		Y	N
Aqua Run – Half Hour Duration	\$100.00	\$100.00		Y	N
Private Barbeque Hire	\$50.00	\$50.00	Per hour	Y	N
Exclusive Use of Wet Play Area – 1 Hour Duration	New	\$200.00	Per hour	Y	N
Octa-Boat Hire	\$10.00	\$10.00	Per boat per hour	Y	N
Bungalow Hire	New	\$100.00	Per hour	Y	N
Movie Nights	New	\$20.00	Per person	Y	N
General Conditions					
Direct Debit Rejection Fee	\$7.00	\$7.00		N	H
Refund administration fee	\$31.50	\$31.50		Y	H

Draft Fees and Charges 2018-19

Fee Name	Year 17/18 Last YR Fee (Incl. GST)	Year 18/19 Fee (Incl. GST)	Fee Basis	GST	Pricing Policy
----------	--	----------------------------------	-----------	-----	-------------------

Q-One Community Facilities

Bicentennial Hall

Friday to Sunday

Commercial Rates

1 Hour (Note: Minimum 2 hour hire)	\$230.00	\$170.00	Per hour	Y	N
Day (10 hours)	\$2,046.00	\$1,450.00	Per day	Y	N
Additional hours to day rate	\$220.00	\$160.00	Per hour	Y	N
Front of House	New	\$60.00	Per hour	Y	N
Front of House (10 hours)	New	\$600.00	Per day	Y	N

Community Rates

1 Hour (Note: Minimum 2 hour hire)	\$115.00	\$85.00	Per hour	Y	G
Day (10 hours)	\$1,023.00	\$723.00	Per day	Y	G
Additional hours to day rate	\$110.00	\$75.00	Per hour	Y	G
Front of house	New	\$60.00	Per hour	Y	N
Front of House (10 hours)	New	\$600.00	Per day	Y	N

Monday to Thursday

Commercial Rates

1 Hour (Note: Minimum 2 hour hire)	\$170.00	\$170.00	Per hour	Y	N
Day (10 hours)	\$1,340.00	\$1,340.00	Per day	Y	N
Additional hours to day rate	\$160.00	\$160.00	Per hour	Y	N

Community Rates

1 Hour (Note: Minimum 2 hour hire)	\$85.00	\$85.00	Per hour	Y	G
Day (10 hours)	\$670.00	\$670.00	Per day	Y	G
Additional hours to day rate	\$80.00	\$80.00	Per hour	Y	G

Draft Fees and Charges 2018-19

Fee Name	Year 17/18 Last YR Fee (Incl. GST)	Year 18/19 Fee (Incl. GST)	Fee Basis	GST	Pricing Policy
Additional Fees					
Equipment Hire Charges				Y	N
Security, Equipment or Cleaning Breach	At Full Cost Recovery		Per service	Y	Q
Security Related Charges					
• Lost Key – At full cost Recovery					
• Security Patrol Response – At full cost Recovery					
• Fire System Response – At full cost recovery					
Refundable Bond	\$600.00	\$600.00	Per function	N	Q
* Refundable if conditions of hire are met					
After hours breach (after 1am) – Charged in full per hour	\$250.00	\$250.00	Per hour / part there of	Y	H
Optional Extras					
Commercial Kitchen	\$385.00	\$385.00		Y	N
AV Equipment – Basic Pack	\$150.00	\$150.00		Y	N
• Data Projector (VGA Input)					
• Extension Cord					
• Power Board					
AV Equipment – Pro Pack	\$400.00	\$400.00		Y	N
• Data Projector (HDMI Input)					
• Extension Cord					
• Power Board					
• Laptop					
• Lectern & Microphone					
• Basic Stage Lighting (stage wash)					
AV Equipment – Premium Pack	\$600.00	\$600.00		Y	N
• Data Projector (HDMI Input)					
• Extension Cord					
• Power Board					
• Laptop					
• Lectern & Microphone(s)					
• Access to Sound Desk or Portable PA					
• Access to Lighting Desk					
• DI Connection (if needed)					
Wireless Internet	\$55.00	\$55.00	Per day	Y	N
In House Technician	New	\$60.00	Per hour	Y	N

Draft Fees and Charges 2018-19

Fee Name	Year 17/18 Last YR Fee (Incl. GST)	Year 18/19 Fee (Incl. GST)	Fee Basis	GST	Pricing Policy
----------	--	----------------------------------	-----------	-----	-------------------

Gold Venues

Jerrabomberra Community Centre – Lakeside Room

Jerrabomberra Community Centre – Waratah, Grevilla, Wattle (Combined)

Riverside Oval Meeting Room

Library Community Room

Googong Community Centre – Beltana, McDonald, The Terrace (Combined)

Commercial Rates

1 Hour (Note: Minimum 2 hour hire)	\$60.00	\$60.00	Per hour	Y	N
Day (7.5 hours)	\$360.00	\$400.00	Per day	Y	N
Additional hours to day rate	\$50.00	\$50.00	Per hour	Y	N

Community Rates

1 Hour (Note: Minimum 2 hour hire)	\$42.00	\$42.00	Per hour	Y	G
Day (7.5 hours)	\$252.00	\$280.00	Per day	Y	G
Additional hours to day rate	\$35.00	\$35.00	Per hour	Y	G

Draft Fees and Charges 2018-19

Fee Name	Year 17/18 Last YR Fee (Incl. GST)	Year 18/19 Fee (Incl. GST)	Fee Basis	GST	Pricing Policy
----------	--	----------------------------------	-----------	-----	-------------------

Additional Fees

Security, Equipment or Cleaning Breach		At Full Cost Recovery	Per service	Y	Q
Security Related Charges					
• Lost Key – At full cost Recovery					
• Security Patrol Response – At full cost Recovery					
• Fire System Response – At full cost recovery					
Refundable Bond – Casual Hire	\$300.00	\$300.00	Per function	N	Q
* Refundable if conditions of hire are met					
* Lost keys replaced by user at full cost recovery					
Refundable Bond – Regular Hire	\$50.00	\$100.00	Per hire period	N	Q
* Refundable when key is returned					
* Lost keys replaced by user at full cost recovery					

Optional Extras

Wireless Internet	\$55.00	\$55.00	Per hire period	Y	N
-------------------	---------	---------	-----------------	---	---

Silver Venues

Letchworth Community Centre – Letchworth Hall

Jerrabomberra Community Centre – Waratah, Grevilla, Wattle (Individual Hire)

Googong Community Centre – Beltana, McDonald, The Terrace (Individual Hire)

Commercial Rates

1 Hour (Note: Minimum 2 hour hire)	\$40.00	\$40.00	Per hour	Y	N
Day (7.5 hours)	\$240.00	\$240.00	Per day	Y	N
Additional hours to day rate	\$30.00	\$30.00	Per hour	Y	N

Draft Fees and Charges 2018-19

Fee Name	Year 17/18 Last YR Fee (Incl. GST)	Year 18/19 Fee (Incl. GST)	Fee Basis	GST	Pricing Policy
----------	--	----------------------------------	-----------	-----	-------------------

Community Rates

1 Hour (Note: Minimum 2 hour hire)	\$24.00	\$24.00	Per hour	Y	G
Day (7.5 hours)	\$144.00	\$144.00	Per hour	Y	G
Additional hours to day rate	\$18.00	\$18.00	Per hour	Y	G

Additional Fees

Security, Equipment or Cleaning Breach	At Full Cost Recovery		Per service	Y	Q
Security Related Charges					
• Lost Key – At full cost Recovery					
• Security Patrol Response – At full cost Recovery					
• Fire System Response – At full cost recovery					
Refundable Bond – Casual Hire	\$200.00	\$300.00	Per function	N	Q
* Refundable if conditions of hire are met					
* Lost keys replaced by user at full cost recovery					
Refundable Bond – Regular Hire	\$50.00	\$100.00	Per hire period	N	Q
* Refundable when key is returned					
* Lost keys replaced by user at full cost recovery					

Bronze Venues

Jerrabomberra Community Centre – Banksia room

Letchworth Community Centre – Crestwood Room

Karabar Community Centre

Commercial Rates

1 Hour (Note: Minimum 2 hour hire)	\$30.00	\$30.00	Per hour	Y	N
Day (7.5 hours)	\$180.00	\$180.00	Per day	Y	N
Additional hours to day rate	\$20.00	\$20.00	Per hour	Y	N

Draft Fees and Charges 2018-19

Fee Name	Year 17/18 Last YR Fee (Incl. GST)	Year 18/19 Fee (Incl. GST)	Fee Basis	GST	Pricing Policy
----------	--	----------------------------------	-----------	-----	-------------------

Community Rates

1 Hour (Note: Minimum 2 hour hire)	\$15.00	\$15.00	Per hour	Y	G
Day (7.5 hours)	\$90.00	\$90.00	Per day	Y	G
Additional hours to day rate	\$10.00	\$10.00	Per hour	Y	G

Additional Fees

Security, Equipment or Cleaning Breach	At Full Cost Recovery		Per service	Y	Q
Security Related Charges					
• Lost Key – At full cost Recovery					
• Security Patrol Response – At full cost Recovery					
• Fire System Response – At full cost recovery					
Refundable Bond – Casual Hire	\$100.00	\$300.00	Per function	N	Q
* Refundable if conditions of hire are met					
* Lost keys replaced by user at full cost recovery					
Refundable Bond – Regular Hire	\$50.00	\$100.00	Per hire period	N	Q
* Refundable when key is returned					
* Lost keys replaced by user at full cost recovery					

Office Space – Jerrabomberra/Letchworth/Karabar

1 Hour – Commercial	\$24.00	\$24.00	Per hour	Y	G
*50% discount to eligible community groups.					
1 Hour – Community	New	\$12.00	Per hour	Y	G
Day (7.5 hours)	\$80.00	\$80.00	Per day	Y	H

Other Hall and Meeting Room Hire

* Note: Section 355 committees are undergoing structural changes based on locality. Fees and charges may be changed throughout the 2018/19 Financial Year when committees are finalised.

Bungendore Community Centre – Multi-purpose Room (Large) – Local Community Groups

Non Profit & Charitable Organisations	\$9.00	\$9.00	Per hour	Y	G
---------------------------------------	--------	--------	----------	---	---

Draft Fees and Charges 2018-19

Fee Name	Year 17/18 Last YR Fee (Incl. GST)	Year 18/19 Fee (Incl. GST)	Fee Basis	GST	Pricing Policy
----------	--	----------------------------------	-----------	-----	-------------------

Bungendore Community Centre – Multi-purpose Room (Large) – Other Hirers

Other Hire	\$15.00	\$15.00	Per hour	Y	G
Commercial Hire	\$30.00	\$30.00	Per hour	Y	N
Early Learning/childcare – commercial organisations per day (all inclusive)	\$155.00	\$155.00	Per day	Y	G
Bond	\$80.00	\$80.00		N	Q
Key Deposit – No Use of Kitchen	\$30.00	\$30.00		N	Q
Key Deposit – Use of Kitchen	\$40.00	\$40.00		N	Q
Storage Facility – weekly hire	\$13.50	\$13.50		Y	G
Storage Facility – Not-for-profit organisations	No Charge			Y	A

Bungendore Council Chambers – Businesses, corporations, government, political parties

Council Meeting Room (large)	\$60.00	\$61.00	Per hour	Y	N
Council Meeting Room (large)	\$450.00	\$450.00	Per day	Y	N
Meeting Room 2 (up to 10 people)	\$20.00	\$20.00	Per hour	Y	N
Meeting Room 3 (up to 6 people)	\$15.00	\$15.00	per hour	Y	N
Bond	\$115.00	\$115.00		N	G
Fee for opening and closing Chambers for hire event	\$50.00	\$50.00		Y	N

Bungendore Council Chambers – Community or not-for-profit groups

Note: 1. Excluding political parties, 2. Regular Hirers must provide evidence of Insurance Cover

Council Meeting Room (large)	\$30.00	\$30.00	Per hour	Y	G
Council Foyer to Chambers – Non-business hours	\$30.00	\$30.00	Per hour	Y	G
Council Meeting Room (large)	\$225.00	\$225.00	Per day	Y	G
Meeting Room 2 (up to 10 People)	\$10.00	\$10.00	Per hour	Y	G
Meeting Room 3 (up to 6 People)	\$7.50	\$7.50	Per hour	Y	G
Bond	\$40.00	\$40.00		Y	G

Draft Fees and Charges 2018-19

Fee Name	Year 17/18 Last YR Fee (Incl. GST)	Year 18/19 Fee (Incl. GST)	Fee Basis	GST	Pricing Policy
<i>Braidwood Council Meeting Room– Business, corporations, government, political parties</i>					
Meeting Room	\$60.00	\$60.00	Per hour	Y	N
Meeting Room	\$450.00	\$450.00	Per day	Y	N
Regular Hiring by commercial users	Hire to be negotiated			Y	N
Bond	\$115.00	\$115.00		N	K
<i>Braidwood Council Meeting Room – Community or not-for-profit groups</i>					
Meeting Room	\$30.00	\$30.00	Per hour	Y	G
Meeting Room	\$225.00	\$226.00	Per day	Y	G
Bond	\$40.00	\$40.00		N	K
<i>Braidwood Councillors' Facilities Room – General</i>					
Full day (subject to availability)	\$230.00	\$230.00	Per day	Y	K
<i>Braidwood Councillors' Facilities Room – Community or Not-for-Profit Groups excluding political parties</i>					
Meeting Room	\$35.00	\$35.00	Per day	Y	K
Bond	\$40.00	\$40.00		N	K
<i>Bungendore School of Arts</i>					
Private functions	\$110.00	\$110.00		Y	G
Bond	\$105.00	\$105.00		N	G
Cleaning fee (if required)	\$105.50	\$105.50		Y	G
Heating fee	\$1.50	\$1.50	Per hour	Y	G
Community Rate (< 0.5 day)	\$16.50	\$16.50	Per half day	Y	G
Community Rate (daily rate – half day or greater)	\$33.00	\$33.00	Per day	Y	G
Commercial Rate (< 0.5 day)	\$44.00	\$44.00	Per half day	Y	G
Commercial Rate (daily rate – half day or greater)	\$61.00	\$61.00	Per day	Y	G

Draft Fees and Charges 2018-19

Fee Name	Year 17/18 Last YR Fee (Incl. GST)	Year 18/19 Fee (Incl. GST)	Fee Basis	GST	Pricing Policy
Burra Community Hall – Community Groups					
Community Organisations-regular users (per use)	\$15.00	\$15.00	Per use	Y	G
Local Community Groups, Infrequent, special Events	\$40.00	\$40.00		Y	G
Burra Community Hall – Private Functions					
Local residents	\$125.00	\$125.00	Per use	Y	G
Bond	\$150.00	\$150.00		N	G
Local residents – daytime hire only (3 hours maximum)	\$40.00	\$40.00	Per use	Y	G
Bond	\$150.00	\$150.00		N	G
Non residents	\$250.00	\$250.00	Per use	Y	G
Bond	\$300.00	\$300.00		N	G
Hire of Annexe (Tennis Shed) by Local Community Groups for Meetings	\$5.00	\$5.00		Y	G
Hire of Cargill Park					
Pony Club use	\$65.00	\$65.00	Per annum	Y	G
Hire of Carwoola/Stoney Creek Community Hall					
Community Groups – Casual Hire	\$24.00	\$24.00		Y	G
* Fee reduced to \$20 for groups who hire 12 or more times annually					
Local Community Associations (Social or fundraising)	\$130.00	\$130.00	Per day	Y	G
Private functions – (hirers from within the local area)(with or without kitchen)	\$130.00	\$130.00	Per day	Y	G
Bond – Hirers from within the local area	\$250.00	\$250.00		N	G
Private functions – Hall (with or without kitchen) Hirers from outside the local area	\$300.00	\$300.00	Per day	Y	G
Bond – hirers from outside the local area	\$1,000.00	\$1,000.00		N	G
Gas fee for hire periods 1 April to 31 October – per hour	\$6.00	\$6.00	Per hour	Y	G
Gas fee for hire periods 1 April to 31 October – per day	\$55.00	\$55.00	Per day	Y	G
Cleaning Charge	\$49.00	\$49.00		Y	G

Draft Fees and Charges 2018-19

Fee Name	Year 17/18 Last YR Fee (Incl. GST)	Year 18/19 Fee (Incl. GST)	Fee Basis	GST	Pricing Policy
<i>Hire of Les Reardon Reserve & Hall</i>					
Pony Club	\$600.00	\$600.00	Per annum	Y	G
Local Group Hire of Hall and Reserve – Car Boot Sale, Gymkhanas	\$150.00	\$150.00	Per event	Y	G
Local Group Hire of Hall and Reserve – Bywong Community Association, Landcare, Pony Club, View Club	\$180.00	\$180.00	Per annum	Y	G
Casual Hire of Hall	\$155.00	\$155.00	Per day	Y	G
Casual Hire of Hall	\$95.00	\$95.00	Per half day or evening	Y	G
Bond – Full Day Hire	\$300.00	\$300.00		N	G
Bond – Half Day Hire	\$150.00	\$150.00		N	G
Casual Hire of Hall (less than 2 hours)	\$25.00	\$25.00		Y	G
<i>Hire of Canning Close Reserve</i>					
Full Day Hire (inclusive of small clubhouse, gas stove, gas BBQ, rainwater & amenities)	\$100.00	\$100.00		Y	G
Part Day Hire – Lesson with paid Instructor – grounds only	\$50.00	\$50.00		Y	G
Wamboin Pony Club	No Charge			Y	G
<i>Hire of Wamboin Community Hall</i>					
Local Group hire with use of Kitchen and facilities	\$10.00	\$10.00	Per hour (Up to 3 hours use)	Y	G
Casual	\$125.00	\$125.00	Per hire	Y	G
Bond (casual hire)	\$300.00	\$300.00		N	G
Local Group Hire (Pilates, Scouts, Playgroup, Community Assoc., Mothers Group	\$7.00	\$7.00	Per use (up to 3 hours)	Y	G
Children's' Party – Local Residents – with strict adult supervision	\$75.00	\$75.00		Y	G
Bond (children's parties local residents)	\$100.00	\$100.00		N	G
<i>Hire of Wamboin Community Hall – Outside Hirers</i>					
Non residents	\$300.00	\$300.00	Per use	Y	G
Bond	\$300.00	\$300.00		N	G
Children's Party – Non Residents – with strict adult supervision	\$100.00	\$100.00		Y	G
Bond (children's parties non-residents)	\$150.00	\$150.00		N	G

Draft Fees and Charges 2018-19

Fee Name	Year 17/18 Last YR Fee (Incl. GST)	Year 18/19 Fee (Incl. GST)	Fee Basis	GST	Pricing Policy
----------	--	----------------------------------	-----------	-----	-------------------

Hire of Captains Flat Community Hall – Local Hirers

Casual Hirers – 10 or less hires per annum	\$6.00	\$6.00	Per hour	Y	G
Casual Hirers Heating	\$10.50	\$10.50	Per hour	Y	G
Regular Users	\$4.50	\$4.50	Per hour	Y	G
Regular Users Heating	\$10.50	\$10.50	Per hour	Y	G
Electricity	\$5.50	\$5.50	Per hour	Y	G
Cleaning	\$181.50	\$181.50		Y	G

Hire of Captains Flat Community Hall – Parties

Note: No 18th or 21st Birthday Parties

Bond	\$1,000.00	\$1,000.00		N	G
Hire	\$5.50	\$5.50	Per hour	Y	G
Heating	\$10.50	\$10.50	Per hour	Y	G
Electricity	\$5.50	\$5.50	Per hour	Y	G
Cleaning	\$165.00	\$165.00		Y	G

Hire of Captains Flat Community Hall – Private Functions

Note: No 18th or 21st Birthday Parties

Bond	\$1,000.00	\$1,000.00		N	G
Hire	\$5.50	\$5.50	Per hour	Y	G
Heating	\$10.50	\$10.50	Per hour	Y	G
Electricity	\$5.50	\$5.50	Per hour	Y	G
Cleaning	\$181.50	\$181.50		Y	G

Draft Fees and Charges 2018-19

Fee Name	Year 17/18 Last YR Fee (Incl. GST)	Year 18/19 Fee (Incl. GST)	Fee Basis	GST	Pricing Policy
<i>Hire of Hoskinstown War Memorial Hall</i>					
Private Use – all day	\$120.00	\$120.00	Per day	Y	G
Private Use – minimum half day/evening	\$91.00	\$91.00	Per half day	Y	G
Community use not-for-profit organisations	No Charge			Y	G
Community use – half day	\$30.50	\$30.50	Per half day	Y	G
Children's party (17 years and under)	\$75.00	\$75.00		Y	G
Regular bookings (private or community)	Set by Booking Officer subject to length / frequency of hire			Y	G
Bond for cleaning/damages to be paid prior to handing over of keys	\$160.00	\$160.00		N	G
Party hire – summer	\$132.00	\$132.00		Y	G
Party hire – winter	\$165.00	\$165.00		Y	G

Hire of Hoskinstown War Memorial Equipment

Note: 1. Repair costs for all damage to the Hall or breakage of equipment, caused by the hirer, must be paid by the hirer. 2. Equipment must be returned within 72 hours of the hire unless otherwise agreed with Booking Officer. Any equipment not returned on time will incur a double hire charge.

Tables and chairs – private	\$54.50	\$54.50		Y	G
Tables and chairs – community organisations	\$18.50	\$18.50		Y	G
Urn (all users)	\$12.50	\$12.50		Y	G
Crockery/cutlery – private	\$42.50	\$42.50		Y	G
Community use – 2 hours or less	\$12.50	\$12.50		Y	G
Crockery/cutlery – community organisations	\$12.50	\$12.50		Y	G

Multi Purpose Hall Bungendore School – Community Use

Non-exclusive use – first hour	\$38.00	\$38.00		Y	G
Non-exclusive use – second and subsequent hours	\$32.50	\$32.50		Y	G
Exclusive use – first hour	\$44.00	\$44.00		Y	G
Exclusive use – second and subsequent hours	\$38.00	\$38.00		Y	G
Afternoon/evening community sporting use – first hour	\$38.00	\$38.00		Y	G
Afternoon/evening community sporting use – second and subsequent hours	\$31.50	\$31.50		Y	G
Vacation care per day (all inclusive) – not-for-profit organisations	\$150.00	\$150.00		Y	G

Draft Fees and Charges 2018-19

Fee Name	Year 17/18 Last YR Fee (Incl. GST)	Year 18/19 Fee (Incl. GST)	Fee Basis	GST	Pricing Policy
Multi Purpose Hall Bungendore School – Special Fees for Youth-Oriented Use					
Non-exclusive use – first hour	\$26.00	\$26.00		Y	G
Non-exclusive use – second and subsequent hours	\$20.50	\$20.50		Y	G
Exclusive use – first hour	\$32.00	\$32.00		Y	G
Exclusive use – second and subsequent hours	\$26.50	\$26.50		Y	G
Multi Purpose Hall Bungendore School – Hire of Hall for Business Use – per hour					
Non-exclusive use – first hour	\$50.00	\$50.00		Y	G
Non-exclusive use – second and subsequent hours	\$44.00	\$44.00		Y	G
Exclusive use – first hour	\$56.50	\$56.50		Y	G
Exclusive use – second and subsequent hours	\$50.00	\$50.00		Y	G
Federal/State/Local Govt – per day (min 4 hours)	\$373.00	\$373.00		Y	N
Multi Purpose Hall Bungendore School – Sound/PA Hire					
Sound/PA Hire	\$82.50	\$82.50		Y	G
Multi Purpose Hall Bungendore School – Function Rate					
Minimum 4 hours – per hour – first hour	\$273.50	\$273.50		Y	G
Second and subsequent hours	\$69.00	\$69.00		Y	G
Security Deposit – casual hirer (refundable)	\$600.00	\$600.00		N	G
Security Related Charges • Lost Key – At full cost Recovery • Security Patrol Response – At full cost Recovery • Fire System Response – At full cost recovery					
Security Deposit – regular hirer (refundable)	\$300.00	\$300.00		N	G
Security Related Charges • Lost Key – At full cost Recovery • Security Patrol Response – At full cost Recovery • Fire System Response – At full cost recovery					
Cleaning fee	\$514.00	\$514.00	Per event	Y	G

continued on next page ..

Draft Fees and Charges 2018-19

Fee Name	Year 17/18 Last YR Fee (Incl. GST)	Year 18/19 Fee (Incl. GST)	Fee Basis	GST	Pricing Policy
Multi Purpose Hall Bungendore School – Function Rate <i>[continued]</i>					
Hire of chairs	\$62.00	\$62.00	Per event	Y	G
Canteen hire	\$25.50	\$25.50	Per day	Y	G
Key Deposit	\$30.00	\$30.00		N	G
* Lost keys charged at full replacement cost					
Royalla Common Elm Grove					
Elm Grove hire per hour – residents	\$20.00	\$20.00	Per hour	Y	G
Elm Grove hire per hour – non residents	\$70.00	\$70.00	Per hour	Y	G
Elm Grove hire per hour – community organisations	\$30.00	\$30.00	Per hour	Y	G
Elm Grove hire per hour – commercial group	\$70.00	\$70.00	Per hour	Y	G
Elm Grove party hire – residents	\$75.00	\$75.00		Y	G
Elm Grove party hire – non residents	\$260.00	\$260.00		Y	G
Elm Grove party hire – community organisations	\$100.00	\$100.00		Y	G
Elm Grove party hire – commercial group	\$700.00	\$700.00		Y	G
Elm Grove wedding hire – residents	\$300.00	\$300.00		Y	G
Elm Grove wedding hire – non residents	\$600.00	\$600.00		Y	G
Elm Grove bond – residents	\$100.00	\$100.00		N	G
Elm Grove bond – non residents	\$500.00	\$500.00		N	G
Elm Grove bond – community organisations	\$200.00	\$200.00		N	G
Elm Grove bond – commercial group	\$500.00	\$500.00		N	G
Photography use of Elm Grove – residents	No Charge			Y	A
Photography use of Elm Grove – non residents	\$100.00	\$100.00		Y	G
Photography use of Elm Grove – community organisations	\$50.00	\$50.00		Y	G
Photography use of Elm Grove – commercial group	\$300.00	\$300.00		Y	G
Mowing fee (if requested) – all categories	\$200.00	\$200.00		Y	H

Draft Fees and Charges 2018-19

Fee Name	Year 17/18 Last YR Fee (Incl. GST)	Year 18/19 Fee (Incl. GST)	Fee Basis	GST	Pricing Policy
Royalla Community Hall – Common					
Meeting room per hour – residents	\$10.00	\$10.00	Per hour	Y	G
Meeting room per hour – non residents	\$20.00	\$20.00		Y	G
Meeting room per hour – community organisation	\$10.00	\$10.00	Per hour	Y	G
Meeting room per hour – commercial group	\$50.00	\$50.00	Per hour	Y	G
Meeting room per day – residents	\$50.00	\$50.00	Per day	Y	G
Meeting room per day – non residents	\$100.00	\$100.00	Per day	Y	G
Meeting room per day – community organisation	\$70.00	\$70.00	Per day	Y	G
Meeting room per day – commercial group	\$250.00	\$250.00	Per day	Y	G
Meeting room bond – residents and community group	\$100.00	\$100.00		N	G
Meeting room bond – non residents	\$200.00	\$200.00		N	G
Meeting room bond – commercial group	\$300.00	\$300.00		N	G
Hall hire per hour – residents	\$18.00	\$18.00		Y	G
Hall hire per hour – non residents	\$40.00	\$40.00	Per hour	Y	G
Hall hire per hour – community organisation	\$20.00	\$20.00		Y	G
Hall hire per hour – commercial group	\$60.00	\$60.00		Y	G
Hall hire per day – residents	\$100.00	\$100.00	Per day	Y	G
Hall hire per day – non residents	\$200.00	\$200.00	Per day	Y	G
Hall hire per day – community organisation	\$160.00	\$160.00	Per day	Y	G
Hall hire per day – commercial group	\$450.00	\$450.00	Per day	Y	G
Hall hire hour/day use bond – residents and community organisations	\$200.00	\$200.00		N	G
Hall hire hour/day use bond – non residents	\$400.00	\$400.00		N	G
Hall hire hour/day use bond – commercial group	\$800.00	\$800.00		N	G
Hall hire night per hour 4 hours – residents and community org	\$50.00	\$50.00	Per hour	Y	G
Hall hire night per hour 4 hours – non residents	\$120.00	\$120.00	Per hour	Y	G
Hall hire per hour night 4 hours – community organisation	\$70.00	\$70.00		Y	G
Hall hire night per hour 4 hours – commercial group	\$200.00	\$200.00	Per hour	Y	G
Hall hire night bond – residents and community organisation	\$200.00	\$200.00		N	G
Hall hire night bond – non residents	\$400.00	\$400.00		N	G
Hall hire night bond – commercial group	\$600.00	\$600.00		N	G

continued on next page ..

Draft Fees and Charges 2018-19

Fee Name	Year 17/18 Last YR Fee (Incl. GST)	Year 18/19 Fee (Incl. GST)	Fee Basis	GST	Pricing Policy
Royalla Community Hall – Common <i>[continued]</i>					
Cleaning fee meeting room (if required) – all categories	\$200.00	\$200.00		Y	G
Heating fee per hour – all categories	\$10.00	\$10.00	Per hour	Y	G
Children's parties (under 15 years) – residents	\$50.00	\$50.00		Y	G
Children's parties (under 15 years) – non residents	\$100.00	\$100.00		Y	G
Children's parties (under 15 years) bond – residents	\$100.00	\$100.00		N	G
Children's parties (under 15 years) bond – non residents	\$400.00	\$400.00		N	G
Regular bookings – private: 10 per year (4 hours)	\$220.00	\$220.00		Y	G
Regular bookings – commercial: 10 per year (4 hours)	\$300.00	\$300.00		Y	G
Regular bookings – community: 10 per year (4 hours)	\$60.00	\$60.00		Y	G
Royalla Common					
Hay shed and surrounds – resident and community organisation	\$60.00	\$60.00		Y	G
Hay shed and surrounds – non resident	\$200.00	\$200.00		Y	G
Hay shed and surrounds – community organisation	\$70.00	\$70.00		Y	G
Hay shed and surrounds – commercial group	\$400.00	\$400.00		Y	G
Open area per event – resident and community organisation	\$60.00	\$60.00		Y	G
Open area per event – non resident	\$250.00	\$250.00		Y	G
Open area per event – community organisation	\$70.00	\$70.00		Y	G
Open area per event – commercial group	\$500.00	\$500.00		Y	G
Royalla Common bond – resident and community organisation	\$125.00	\$125.00		N	G
Royalla Common bond – non resident	\$200.00	\$200.00		N	G
Royalla Common bond – community organisation	\$120.00	\$120.00		N	G
Royalla Common bond – commercial group	\$600.00	\$600.00		N	G

Draft Fees and Charges 2018-19

Fee Name	Year 17/18 Last YR Fee (Incl. GST)	Year 18/19 Fee (Incl. GST)	Fee Basis	GST	Pricing Policy
<i>Braidwood National Theatre Community Centre</i>					
Community rates (incl community based events, residents' private functions) up to 4 hours	\$26.00	\$26.00	Per hour	Y	G
Community events, performances over 4 hours	\$105.00	\$105.00	Per day	Y	G
Commercial purpose (per day or part thereof)	\$160.00	\$160.00	Per day	Y	G
Community events – set up and clean up	\$30.00	\$30.00	Per day	Y	G
Hire of tables and chairs (up to 12 tables – maximum cost)	\$60.00	\$60.00		Y	G
Hire of tables	\$5.00	\$5.00	Per table	Y	G
Bond – Refundable deposit	\$100.00	\$100.00		N	G
<i>Bungendore Emergency Services Centre</i>					
Meeting room hire (incl kitchen)	\$79.50	\$80.00		Y	G
<i>Rural Fire and Emergency Management Centre</i>					
Training room hire – half day	\$79.50	\$79.50		Y	G
Training room hire – full day	\$126.00	\$126.00		Y	G
Planning room hire – half day	\$32.00	\$32.00		Y	G
Planning room hire – full day	\$63.50	\$63.50		Y	G
After hours surcharge (for both rooms)	\$32.00	\$32.00		Y	G
<i>Captains Flat Community Health Centre</i>					
Business/commercial/government hire – half day	\$70.00	\$70.00		Y	G
Business/commercial/government hire – full day	\$120.00	\$120.00		Y	G
Community/not-for-profit groups hire – half day	\$10.00	\$10.00		Y	G
Community/not-for-profit groups hire – full day	\$15.00	\$15.00		Y	G

Draft Fees and Charges 2018-19

Fee Name	Year 17/18 Last YR Fee (Incl. GST)	Year 18/19 Fee (Incl. GST)	Fee Basis	GST	Pricing Policy
----------	--	----------------------------------	-----------	-----	-------------------

Community Regulation

Impounded Items (Non Vehicles)

Impounded Item Transport Fee	At Full Cost Recovery			N	Q
Release fee for impounded article (includes shopping trolleys and sandwich-board signs)	\$80.00	\$80.00	Per article	N	Q
Notice Fee	\$10.00	\$10.00		N	Q

Impounded Vehicles (Abandoned Vehicles Impounding Act 1993)

Impounded Vehicle Towing Fee	At Full Cost Recovery			N	Q
Release Fee	\$522.00	\$522.00	Per vehicle	N	Q
Notice Fee	\$40.00	\$40.00		N	Q
Advertisement Re Impounding	\$150.00	\$150.00	Per ad	N	Q

Compliance costs for monitoring Clean Up and Prevention Notices

One Ranger (fee per hour)	\$80.00	\$80.00	Per hour	N	Q
Two rangers (fee per hour)	\$160.00	\$160.00	Per hour	N	Q
Forfeit Fees (giving at least 48hrs notice)	No fee payable		Per forfeit	Y	

Draft Fees and Charges 2018-19

Fee Name	Year 17/18 Last YR Fee (Incl. GST)	Year 18/19 Fee (Incl. GST)	Fee Basis	GST	Pricing Policy
----------	--	----------------------------------	-----------	-----	-------------------

Construction and Complying Development – Building Work

Construction Certificate Application for Building Work

* Fees and quotations for certification services may be negotiated in special circumstances.

New Building Construction Certificates – Fee based on:

Estimated cost up to \$250,000	\$278 plus 0.5% of Cost plus 10% GST		Y	N
Estimate cost exceeding \$250,001 to \$1,000,000	\$1,528 plus 0.3% of cost in excess of \$250,000 plus 10% GST		Y	N
Estimated cost over \$1,000,000	\$3,778 plus 0.15% of cost in excess of \$1,000,000 plus 10% GST		Y	N

Modification of Building Construction Certificates

Issue of Modified Building Construction Certificate	\$215.00	\$220.00	Y	N
---	----------	----------	---	---

Issue of Complying Development Certificates (CDC)

Issue of Complying Development Certificates – Fee based on:

Cost of works estimated up to \$100,000	\$200 plus \$0.70 for each \$100 which exceeds estimated cost of \$5,000 plus GST		Y	N
Cost of works estimated from \$100,001 to \$250,000	\$865 plus \$0.50 for each \$100 which exceeds estimated cost of \$100,000 plus GST		Y	N
Cost of works estimated from \$250,001 to \$1,000,000	\$1,615 plus \$0.40 for each \$100 which exceeds estimated cost of \$250,000 plus GST		Y	N
Cost of works estimated above \$1,000,000	\$4,615 plus \$0.20 for each \$100 which exceeds estimated cost of \$1,000,000 plus GST		Y	N
Complying Development Assessment fee (applicable to all applications)	\$194.00	\$400.00	Y	N

Issue of Modified Complying Development Certificates

Issue of Modified Complying Development Certificate (CDC)	50% of original CDC fee plus GST		Y	N
Issue of Modified Complying Development Certificate (BASIX Amendment Only)	\$194.00	\$200.00	Y	N

Draft Fees and Charges 2018-19

Fee Name	Year 17/18 Last YR Fee (Incl. GST)	Year 18/19 Fee (Incl. GST)	Fee Basis	GST	Pricing Policy
----------	--	----------------------------------	-----------	-----	-------------------

Other Related Fees

General Flood Information – Whether the property is located in a flood prone area and, if so, advice regarding flood behaviour on the property	\$262.00	\$262.00		N	H
Complying Development Certificate showing compliance with Sec 3.36C(2) or Sec 3A.38(2) of the State Environmental Planning Policy (Exempt and Complying Development Codes) 2008 or for a Secondary Dwelling under State Environmental Planning Policy (Affordable Rental Housing) 2009. Includes General Flood Information.	\$456.00	\$456.00		Y	H
Complying Development Certificate showing a proposed development meets the requirements of cl.3.36C(3) or cl.3A.38(3) (development standards for flood control lots) of State Environmental Planning Policy (Exempt and Complying Development Codes) 2008. Includes General Flood Information and assessment against s3.36C(2) or s3A.38(2) of the State Environmental Planning Policy (Exempt and Complying Development Codes) 2008.	\$650.00	\$650.00		Y	H
Issue Bushfire (BAL) Certificate	\$427.00	\$437.00		Y	N

Carry Out Inspections as the Principal Certifying Authority (PCA) (Building)

Inspections – Carry out building / construction inspection and issue report as PCA:

For Class 1, 3 to 9	\$215.00	\$220.00		Y	N
For Class 10 buildings	\$215.00	\$220.00		Y	N
For Class 2 Building: for the first unit	\$215.00	\$220.00		Y	N
For Class 2 Buildings: for each additional unit	\$135.00	\$140.00		Y	N
Any other competitive inspection fee	\$215.00	\$220.00		Y	N
Missed Inspection Administration Additional to Inspection Fee	\$135.00	\$135.00		Y	N
Final/Occupation Certificates – Class 1 New Dwelling	\$312.00	\$320.00		Y	N
Final/Occupation Certificates – Class 1a Additions and Alterations	\$250.00	\$250.00		Y	N
Final/Occupation Certificates – Class 2	\$320.00 + \$210 per additional dwelling			Y	N
Final/Occupation Certificates – Classes 3 to 9 New or Major Additions	\$450.00	\$461.00		Y	N
Final/Occupation Certificates – Classes 3 to 9 Minor Alterations and Additions	\$305.00	\$313.00		Y	N
Final/Occupation Certificates – Class 10	\$250.00	\$256.00		Y	N

Relocated Dwelling Inspection Fee

Relocated dwelling inspection fee plus 40 cents per kilometre outside City area up to 30 kilometre radius a negotiated travel rate not less than 20 cents per kilometre.	\$194.00	\$200.00		N	N
Performing an Inspection on Behalf of an External PCA	\$312.00	\$320.00		Y	N

Draft Fees and Charges 2018-19

Fee Name	Year 17/18 Last YR Fee (Incl. GST)	Year 18/19 Fee (Incl. GST)	Fee Basis	GST	Pricing Policy
----------	--	----------------------------------	-----------	-----	-------------------

Issue of Compliance Certificates where Council is the Principal Certifying Authority

Stating specified building work has been completed and complies with plans and specifications per hour	\$215.00	\$220.00		Y	N
Inspection to assess whether all development conditions have been complied with and issuing of compliance certificate per hour	\$215.00	\$220.00		Y	N
Classification Certificate for Building or proposed building	\$215.00	\$220.00		N	N
Specified aspect of development complies with prescribed requirements	\$215.00	\$220.00	Per hour	Y	N

Carry Out Water and Sewer Inspections as the Water and Sewer Authority (Building Works)

Carry out water and sewer inspections in relation to building work where Council is the Water and Sewer Authority

For Class 1, 3-10	\$210.00	\$215.00		N	H
For Class 2	\$215.00 + \$135.00 Per Additional Unit			N	H

Administration Charge, Receipt and Registration of Certificates and Reports

Fee to cover administration costs of lodging notice to commence/nominations PCA (charged at lodgement of DA)	\$74.00	\$74.00		N	L
Lodgement of Notice of Work for Plumbing and Drainage Sec 9 Plumbing and Drainage Act 2011 (to be charged at lodgement of DA where water and/or sewer work to be carried out)	\$67.00	\$67.00		N	L
Lodgement of Complying Development Certificate	\$36.00	\$36.00	Per certificate	N	M
Lodgement of Construction Certificates by private certifier	\$36.00	\$36.00	Per certificate	N	M
Lodgement of all forms of Occupation Certificate	\$36.00	\$36.00	Per certificate	N	M

Security Deposit for damage to Public Assets (payable on lodgement of Construction Certificate or Complying Development Application)

Urban areas – developments involving delivery of construction materials or machine excavation	\$3,500.00	\$3,500.00		N	Q
Urban areas – involving demolition	\$4,000.00	\$4,000.00		N	Q
Rural areas – developments involving delivery of construction materials or machine excavation	\$1,000.00	\$1,000.00		N	Q
Rural areas – involving demolition	\$2,000.00	\$2,000.00		N	Q
Inspection prior to bond release (if Council not PCA)	\$205.00	\$205.00		N	Q

Draft Fees and Charges 2018-19

Fee Name	Year 17/18 Last YR Fee (Incl. GST)	Year 18/19 Fee (Incl. GST)	Fee Basis	GST	Pricing Policy
----------	--	----------------------------------	-----------	-----	-------------------

Subdivision Construction Certificates, Subdivision Works Inspections and Subdivision Certificates

Construction Certificate Application for Subdivision Work (including modified Construction Certificate)

Issue of Subdivision Construction Certificates

Certification of subdivision design plans for a Subdivision	\$25.00	\$25.00	Per allotment	N	N
Application for creation of new Torrens, Community or Strata Title Lots	\$110 per allotment		Per allotment	Y	N

Modification of Subdivision Construction Certificates

Issue of Modified Subdivision Construction Certificate	\$215.00	\$220.00		Y	N
--	----------	----------	--	---	---

Subdivision Inspection Work

Inspection of Any Subdivision Construction works (other than water, sewer or stormwater). Includes Private and Public Roads, Bridges, Major Culverts and Entrances	\$231.00	\$237.00	Per inspection	N	N
Inspection of water, sewer and stormwater drainage Subdivision Works as the Water and Sewer Authority Under the Water Management Act	\$210.00	\$215.00		N	H
Statement specifying that Subdivision Work has been completed	\$215.00	\$220.00	Per hour	Y	H

Application for Subdivision Certificate Release

Subdivision Certificate Application (Torrens, Neighbourhood, Community, Strata)

Subdivision Certificate Application	\$550.00 Plus \$100 per lot created			N	N
-------------------------------------	-------------------------------------	--	--	---	---

Subdivision Certificate – Authorising the registration of a plan of subdivision for Strata / Torrens / Community Title

Signing or endorsement of 88B Instrument	\$170.00	\$170.00		N	H
Termination of Strata Scheme	\$111.00	\$111.00		N	H
Amended 88B Instrument – applicant's mistake	\$84.00	\$84.00		N	H
Re-signing a Subdivision Certificate already issued	\$170.00	\$170.00		N	H
Water usage charge prior to connection of water meter	\$25.00	\$26.00		N	H

Draft Fees and Charges 2018-19

Fee Name	Year 17/18 Last YR Fee (Incl. GST)	Year 18/19 Fee (Incl. GST)	Fee Basis	GST	Pricing Policy
----------	--	----------------------------------	-----------	-----	-------------------

Subdivision– Engineering Services Division Charge

Part release of Cash Bond or replacement of Bank Guarantees	New	\$110.00		N	H
Release of caveat, easement or restrictions to user	New	\$110.00		N	H
Subdivision Maintenance Bond with roads (sealed) (fee is per metre of road)	\$115.00	\$118.00	Per metre	N	H
Subdivision Maintenance Bond with roads (rural areas) (fee is per metre of road)	\$24.00	\$25.00	Per metre	N	H
Subdivision Maintenance Bonds (hydraulics) (fee is a percentage of assessed cost of works)	10% of cost of works			N	H
Early release of Subdivision Certificate – Administration	\$1,464.00	\$1,500.00		N	H
Re-submission of plans (fee is percentage of original fee)	30% of cost of original fee			N	H

Compliance Certificate under Section 305 Water Management Act 2000

Certification of Servicing Works (Issued at satisfactory completion of works other than subdivision)	New	\$56.00		N	H
Certification of Construction Works (Issued at satisfactory completion of subdivision works)	\$54.00	\$56.00		N	H
Certification of design plans	\$215.00 plus \$25 per lot		Per lot	N	H

Entering electronic (CAD) or paper plans into Council's Asset Information System

Plans NOT per Council Works as Executed (WAE) Standards – per point, segment or line	\$54.00	\$56.00		N	H
Plans which ARE per Council's Works as Executed (WAE) Standards – per point, segment or line	\$5.60	\$5.60		N	H

Draft Fees and Charges 2018-19

Fee Name	Year 17/18 Last YR Fee (Incl. GST)	Year 18/19 Fee (Incl. GST)	Fee Basis	GST	Pricing Policy
----------	--	----------------------------------	-----------	-----	-------------------

Development Related Administrative Charges

Supply of Information from Council's Building, Development, Environmental Health or Strategic Planning Records

General Enquiry Fees

Including building entitlement search, previous consents etc – (search fees per hour or part thereof minimum fee includes admin and up to 1 hour of research)	\$262.00	\$262.00		N	L
Additional research fee per hour in excess of one hour	\$194.00	\$194.00		N	H
Search on pre 1995 land holdings under Yarrowlumla LEP to determine dwelling entitlements (minimum fee includes admin and up to one hour of research)	\$262.00	\$269.00	Per hour	N	H

Administration / Staff fees

Photocopying of file document including search A3-A4 (per sheet)	\$2.00	\$2.00	Per page	N	G
Photocopying of file document including search A1, A2 or A0 (per sheet)	\$12.00	\$12.00	Per page	N	G
Photocopying – Section 355 Committees (must provide own paper)	\$0.50	\$0.50		N	C
Scanning of plans and other documents	\$30 plus \$2.00 per sheet			N	H
Provision of Information on USB (4GB)	\$23.00	\$23.00		N	H
Provision of Information on CD/DVD	\$16.00	\$16.00		N	H
Provision of Information by Email	\$9.00	\$9.00		N	H
Charge for search of files not associated with Informal GIPAA Request	\$41.00	\$42.00	Per 15 minutes	N	G
Certified copy of document, map or plan held by Council	\$53.00	\$53.00		N	A

Administrative and Miscellaneous Fees

Long Service Levy Collection Fee

Long Service Levy Collection Fee	0.35% of all building / construction works \$25,000 and over			N	M
----------------------------------	---	--	--	---	---

Note: Collected on behalf of the Building & Construction Industry Long Service Corporation. This is not a Council fee, but a State Government levy, for which Council receives a commission. It is included in this schedule for information purposes only.

Draft Fees and Charges 2018-19

Fee Name	Year 17/18 Last YR Fee (Incl. GST)	Year 18/19 Fee (Incl. GST)	Fee Basis	GST	Pricing Policy
<i>Publications</i>					
Acceptable Standards of Building Construction	\$50.00	\$50.00		N	H
Supply ABS list of monthly Development Approvals – standard information	\$60.00	\$62.00	Per month	N	N
Supply of customised approval data	\$41.00	\$41.00	Per 15 minutes	Y	N

Draft Fees and Charges 2018-19

Fee Name	Year 17/18 Last YR Fee (Incl. GST)	Year 18/19 Fee (Incl. GST)	Fee Basis	GST	Pricing Policy
----------	--	----------------------------------	-----------	-----	-------------------

Conveyancing Notices and Certificates

Section 10.7 Planning Certificates

Planning certificate (form 2) (cl 259(1))	\$53.00	\$53.00		N	M
Full planning certificate documentation (forms 2 and 5) (cl 259(2))	\$133.00	\$133.00		N	M
Reissue/reproduce Section 149 Certificate	\$28.00	\$29.50		N	H

Drainage Diagrams

Search and provide a copy of sewerage drainage plan for conveyancing purposes	\$97.00	\$131.00		N	H
Preparation of Plan where there are no existing plans	\$97.00	\$131.00		Y	H
Search and provide copy of sewerage drainage plan direct to plumbers etc.	\$31.00	\$32.00		N	H
Sewerage Diagram (location of main)	\$31.00	\$32.00		N	H
Reprint of Drainage Diagram Certificate	\$31.00	\$32.00		N	H

Certificate as to Outstanding Orders

One fee for all acts including:* Sec 121 ZP (Previous) EPandA Act* Sec 735A Local Government Act* Swimming Pools Act* Food Act	\$194.00	\$199.00		N	H
--	----------	----------	--	---	---

Weeds Compliance Certificates

Noxious Weeds – Outstanding Notices and Charges Certificate – Section 64 Noxious Weeds Act	\$194.00	\$199.00		N	A
--	----------	----------	--	---	---

Division 6.7 Building Information Certificates (for buildings which are lawfully erected) (Clause 260)

For each dwelling unit in a building or on an allotment – includes any class 1a building on the same site or an individual class 10 building	\$250.00	\$250.00		N	M
For all other buildings: * Not exceeding 200sqm	\$250.00	\$250.00		N	M
* Exceeding 200sqm but not exceeding 2,000sqm	\$250 plus \$0.50 per sqm for each sqm over 200			N	M
* Exceeding 2,000sqm	\$1,165 plus \$0.075 per sqm for each sqm over 2,000			N	M
Any part of a building which does not otherwise have a floor area	\$250.00	\$250.00		N	M

Draft Fees and Charges 2018-19

Fee Name	Year 17/18 Last YR Fee (Incl. GST)	Year 18/19 Fee (Incl. GST)	Fee Basis	GST	Pricing Policy
----------	--	----------------------------------	-----------	-----	-------------------

Division 6.7 Building Information Certificates (for buildings which are not lawfully erected)

Where development consent, complying development certificate or construction certificate was required and none was obtained; or where a penalty notice has been issued and paid for an offence against sec 4.2 of the EP&A Act (failure to obtain consent); or where a person has otherwise been found guilty of an offence against the Act in relation to the erection of a building; or where the court has made a finding that a building has been erected in contravention of the Act; or where orders have been issued under Schedule 5 of the EP&A Act

Note 1: In addition to the standard building certificate fee for the building: The fee that would be applicable to a Development Application or Complying Development Application had it been lodged PLUS the applicable fee for any applicable Construction Certificate application had it been lodged

N M

Other Division 6.7 Building Information Certificate Fees

Additional fee for more than one inspection (discretionary) (cl 260 (2))

\$90.00

\$90.00

N L

Fee for copy of Building Certificate (cl 261)

\$13.00

\$13.00

N L

Draft Fees and Charges 2018-19

Fee Name	Year 17/18 Last YR Fee (Incl. GST)	Year 18/19 Fee (Incl. GST)	Fee Basis	GST	Pricing Policy
----------	--	----------------------------------	-----------	-----	-------------------

Development Application Fees

Fee based on cost of work as estimated by Council

Up to \$5,000	\$110.00	\$110.00		N	M
\$5,001 to \$50,000	\$170 plus \$3 for each \$1,000 (or part of \$1,000) of estimated cost			N	M
\$50,001 to \$250,000 – (Includes Secretary's Levy)	\$352 plus \$3.64 for each \$1,000 (or part of \$1,000) by which estimated cost exceeds \$50,000			N	M
\$250,001 to \$500,000 – (Includes Secretary's Levy)	\$1,160 plus \$2.34 for each \$1,000 (or part of \$1,000) by which estimated cost exceeds \$250,000			N	M
\$500,001 to \$1,000,000 – (Includes Secretary's Levy)	\$1,745 plus \$1.64 for each \$1,000 (or part of \$1,000) by which estimated cost exceeds \$500,000			N	M
\$1,000,001 to \$10,000,000 – (Includes Secretary's Levy)	\$2,615 plus \$1.44 for each \$1,000 (or part of \$1,000) by which estimated cost exceeds \$1,000,000			N	M
More than \$10,000,000 – (Includes Secretary's Levy)	\$15,875 plus \$1.19 for each \$1,000 (or part of \$1,000) by which estimated cost exceeds \$10,000,000			N	M
Reassessment of Development Application following submission of substantially amended plans prior to determination	50% of Original DA Fee			N	L

Development Application for Minor Works Within a Heritage Conservation Area

Applications for the following developments in a Heritage Conservation Area are still required to be lodged and approved by Council although no application fee is applicable: * Access ramps, Building identification signs, air conditioning units fixed to a wall or roof or ground mounted, aviaries, cabanas, fern houses, green houses, workshops, awnings, canopies, storm blinds, concrete and paving for dwelling houses, all driveways within a site, fences for a dwelling house, lattice enclosures, pergolas, trellises, gazebos, satellite dishes, skylight roof windows, solar water heaters, internal building renovations, painting, windows, glazed areas and external doors.	No Fee		N	A
--	--------	--	---	---

Advertising Signs (Reg CI 246)

Development involving the erection of Advertising Signs	Amount payable is whichever is the greater of the following fees: The fee calculated in accordance with development application fees schedule or \$285 plus \$93 for each advertisement in excess of one.		N	M
---	---	--	---	---

Draft Fees and Charges 2018-19

Fee Name	Year 17/18 Last YR Fee (Incl. GST)	Year 18/19 Fee (Incl. GST)	Fee Basis	GST	Pricing Policy
Dwelling House (Reg CI 247)					
Development involving the erection of a dwelling house with an estimated construction cost of \$100,000 or less	\$455.00	\$455.00		N	M
Residential Flat Development (Reg CI 248)					
An additional fee for development which is required to be referred to a design review panel under State Environmental Planning Policy No. 65	\$760.00	\$760.00		N	M
Miscellaneous Development (Reg CI 250)					
Development not involving the erection of a building, the carrying out of work, the subdivision of land, the demolition of a building or work	\$285.00	\$285.00		N	M
Subdivision (including Strata Subdivisions) (Reg CI 249)					
Subdivisions (other than strata) involving new road	\$665 plus \$65 per additional lot			N	M
Subdivisions (other than strata) with NO new road	\$330 plus \$53 per additional lot			N	M
Strata Subdivision	\$330 plus \$65 per additional lot			N	M
Integrated Development (Reg CI 253)					
Processing fee for additional costs incurred by Council for assessment of Integrated Development	\$140.00	\$140.00		N	M
In addition to the fee for a development application as shown in the previous schedule of fees, a fee is payable for the referral and provision of advice by other approval bodies. (This fee is forwarded to the relevant approval body)	\$320.00	\$320.00		N	M
Designated Development (Reg CI 251)					
In the case of development for which an environmental planning instrument of Development control plan requires notice to be given, otherwise that as referred in a. b. & c. above.	\$1,105.00	\$1,105.00		N	M
Designated Development fee that is in addition to any other fees payable	\$920.00	\$920.00		N	M

Draft Fees and Charges 2018-19

Fee Name	Year 17/18 Last YR Fee (Incl. GST)	Year 18/19 Fee (Incl. GST)	Fee Basis	GST	Pricing Policy
----------	--	----------------------------------	-----------	-----	-------------------

Development Requiring Advertising (Reg CI 252(a) – (c))

In addition to any other fees payable the following maximum fees for the giving of the notice required for the development may be charged:

Designated Development	\$2,220.00	\$2,220.00		N	M
Advertised Development (under the Act) – (Includes residential flat buildings, SEPP Seniors Living and nominated Integrated Development)	\$1,105.00	\$1,105.00		N	M
Prohibited Development	\$1,105.00	\$1,105.00		N	M

Local Advertised Development Under any Environmental Planning Instrument or Development Control Plan (Reg CI 252(d))

Standard Notification Fee (includes modifications unless elsewhere specified)	\$174.00	\$174.00		N	L
Standard Notification Fee for Development Classed as Minor Work within a Heritage Conservation Area	No Fee			N	M
Notice in Local Newspaper (includes standard notification fee)	\$360.00	\$360.00		N	L

Development Requiring Concurrence (Reg CI 252A)

Processing fee for additional costs incurred by Council for assessment of development requiring concurrence	\$140.00	\$140.00		N	M
Concurrence fee where concurrence required under the Act or environmental planning instrument (e.g. QLEP/YLEP) – payable to each concurrence authority for the development is the sum of those fees	\$320.00	\$320.00		N	M

If two or more fees are applicable to a single application (Reg CI 254)

If two or more fees are applicable to a single Development Application (such as an application to subdivide land and erect a building on one or more lots created by the Subdivision), the maximum fee payable for the development is the sum of those fees	To be calculated			N	M
---	------------------	--	--	---	---

Modification of a Development Consent

Modified Development Application Fees

The maximum fee for an application under Sec 4.55 (1) of the EP&A (Amendment) Act 1997	\$71.00	\$71.00		N	M
The maximum fee for an application under Sec 4.55 (1A) of the EP&A (Amendment) Act 1997	\$645 or 50% of the fee for the original development, whichever is the lesser			N	M
Modification to BASIX Certificate, minor change not involving re-notification, significant re-assessment or changes to a condition of consent in respect of colours of building materials or external finishes	\$71.00	\$71.00		N	M
Modification to alter a building envelope – includes notification fee	\$341.00	\$341.00		N	M

Draft Fees and Charges 2018-19

Fee Name	Year 17/18 Last YR Fee (Incl. GST)	Year 18/19 Fee (Incl. GST)	Fee Basis	GST	Pricing Policy
----------	--	----------------------------------	-----------	-----	-------------------

Other Modifications (significant environmental impact Section 455 (2))

The fee for an application under Sec 96 (2) of the EP&A (Amendment) Act 1997 for the modification of a development consent is:

If the fee for the original application was less than \$100	50% of the original DA fee			N	M
If the original DA fee was \$100 or more, for an application that does not involve the erection of a building, the carrying out of work or the demolition of a work or building	50% of the original DA fee			N	M
If the original DA fee was \$100 or more, for an application that involves the erection of a dwelling house with an estimated cost of \$100,000 or less	\$190.00	\$190.00		N	M
In the case of an application with respect to any other development application:	As per Table 3 below.			N	

Modifications – Significant Environmental Impact Under Section 455 (2) – Table 3

Up to \$5,000	\$55.00	\$55.00		N	L
\$5,001 – \$250,000	\$85 plus \$1.50 for each \$1,000 (or part of \$1,000) of the estimated cost			N	L
\$250,001 – \$500,000	\$500 plus \$0.85 for each \$1,000 (or part of \$1,000) of the estimated cost exceeding \$250,000			N	L
\$500,001 – \$1,000,000	\$712 plus \$0.50 for each \$1,000 (or part of \$1,000) of the estimated cost exceeding \$500,000			N	L
\$1,000,001 – \$10,000,000	\$987 plus \$0.40 for each \$1,000 (or part of \$1,000) of the estimated cost exceeding \$1,000,000			N	L
More than \$10,000,000	\$4,737 plus \$0.27 for each \$1,000 (or part of \$1,000) of the estimated cost exceeding \$10,000,000			N	L

Notification for other Modification Under Section 4.55 (2) or 4.56 (1) (Reg CI 258(2)(3))

An additional fee for notification of the application	\$665.00	\$665.00		N	L
---	----------	----------	--	---	---

Modification involving Residential Flat Buildings SEPP65 (Reg CI 258(2A)(3A))

An additional fee is payable where a design verification was required to accompany the modified DA under Clause 50 (1A) of the Regulations and was referred to a design review panel.	\$760.00	\$760.00		N	L
---	----------	----------	--	---	---

Draft Fees and Charges 2018-19

Fee Name	Year 17/18 Last YR Fee (Incl. GST)	Year 18/19 Fee (Incl. GST)	Fee Basis	GST	Pricing Policy
Other Development Related Fees					
Fee for review of a decision to reject a Development Application (Reg CI 257A) – where estimated cost of work is:					
Less than \$100,000	\$55.00	\$55.00		N	M
\$100,000 – \$1,000,000	\$150.00	\$150.00		N	M
More than \$1,000,000	\$250.00	\$250.00		N	M
Extend Lapsing Period of Development Consent Section 4.54					
Extend lapsing period of Development consent Sec 95A	\$296.00	\$296.00		N	H
Clause 4.6 Variations or SEPP 1 Objections					
New and consideration of SEPP 1/ Clause 4.6 Objection	\$155.00	\$155.00		N	L
Review of Determination					
In addition to any notification fee required, the maximum fee for a request to review a determination under Sec 8.2 of the Act is: * For an application that does not involve the erection of a building, (the carrying out of work or the demolition of a work or building	50% of the original DA fee			N	M
* For an application that involves the erection of a dwelling house with an estimated cost of \$100,000 or less	\$190.00	\$190.00		N	M
* In any other case: Fee is as per Table 3 above for modification fees under Sec 4.55 (2)	As per Table 3 above.			N	
Post Lodgement Development Application Discussions					
Fee for the second and subsequent post lodgement meetings in respect of development applications	\$194.00	\$199.00		Y	H
Site Compatibility Certificate					
Certificate issue	\$300.00	\$307.00		N	H

Draft Fees and Charges 2018-19

Fee Name	Year 17/18 Last YR Fee (Incl. GST)	Year 18/19 Fee (Incl. GST)	Fee Basis	GST	Pricing Policy
Development Control Plans and Plans of Management					
Development Control Plans					
Copies of LEP's, DCP's, Design Specifications and Section 64 & 94 Developer Contribution Plans				N	
Plans of Management – Community Land					
Plans of Management	Copies of this document will no longer be available in hard copy. Please go to www.qprc.nsw.gov.au to download documentation.			N	

Draft Fees and Charges 2018-19

Fee Name	Year 17/18 Last YR Fee (Incl. GST)	Year 18/19 Fee (Incl. GST)	Fee Basis	GST	Pricing Policy
----------	--	----------------------------------	-----------	-----	-------------------

Engineering Works

Engineering Inspection Fee – per hour	\$162.00	\$232.00		N	H
Plan Search and Copy Fee (A3 and A4 size)	\$26.50	\$27.50		N	H
Plan Search and Copy Fee (A1 size)	\$38.50	\$39.50		N	H
Sails, Booking fee, Erection and Removal	\$600.00	\$614.00		N	H
Road Banner, Booking fee, Erection and Removal	\$355.00	\$364.00		N	H
Erection of signs for Dedicated Parking Spaces for Doctors	\$285.00	\$292.00		N	H
Rent/lease of road or road related areas adjacent to commercial zones per m2	\$49.50	\$51.00	Per m2	Y	H
Field investigation for Sewer Tie Information	\$218.00	\$224.00		N	H
Auspec #2 (CD copy)	\$69.00	\$71.00		N	H

Roads Directory

Roads Directory Fee	\$32.00	\$32.00		N	N
---------------------	---------	---------	--	---	---

Use of General Plant and Operator per hour (all inclusive)

Note: in ordinary working time for a maximum of one days work

Private Grading (Grader, Roller & Water Cart)	\$427.00	\$427.00	Per hour	Y	H
Other plant combinations	By Quotation			Y	H

Supply rural address number

Initial number	\$149.00	\$149.50		Y	G
Replacement numbers	\$23.00	\$23.00	Per set	Y	G
For subdivisions for first lot or new dual occupancy	\$149.00	\$149.50		Y	G
For subdivisions for each other lot	\$80.00	\$80.50		Y	G

Weight of Loads

Heavy Vehicle OS/OM permit (set by NHVR)	\$70.00	\$70.00		N	M
--	---------	---------	--	---	---

Draft Fees and Charges 2018-19

Fee Name	Year 17/18 Last YR Fee (Incl. GST)	Year 18/19 Fee (Incl. GST)	Fee Basis	GST	Pricing Policy
Contributions to Works – Adjoining Owners					
K & G Construction – Main frontage	Per Metre – 50% of actual cost			N	C
K & G Construction – Side frontage	Per Metre – 25% of actual cost			N	C
Foot paving – Main frontage	50% of actual cost			N	C
Foot paving – Side frontage	25% of actual cost			N	C
B-Double Route Application Fee					
B-Double Route Application Fee	Now handled by NHVR			N	M
Land Access and Activity Notice					
Note: refer to the Telecommunications Act 1999					
Land Access and Activity Notice Fee	\$85.00	\$85.00		N	M
* Per hour minimum fee \$85					
Lease of Council Land or Council Asset					
Lease of Council Land or Council Asset	Casual hire to be negotiated based on market rate. Permanent hire subject to contract.			Y	H
Vehicular Entrance and Roads Act Approvals					
Section 138 Certificate Application (local roads)	\$208.00	\$213.00		N	H
Section 138 Certificate Application (classified roads)	\$695.00	\$711.00		N	H
Section 138 inspection of engineering works in existing road reserves (driveways, kerb and/or gutter, road pavement, footpaths)	\$205.00	\$205.00		N	L
Section 138 Security Bond – rural (unsealed)	\$1,000.00	\$1,000.00		N	N
Section 138 Security Bond – rural (sealed)	\$2,000.00	\$2,000.00		N	N
Assessment of Traffic Control Plans	\$162.00	\$166.00		N	H
Provision of Traffic Control	Calculate on Application			N	H
Monitoring of Traffic Control Plans (Bonds) (Minimum Charge)	\$254.00	\$260.00	Per week	N	H

Draft Fees and Charges 2018-19

Fee Name	Year 17/18 Last YR Fee (Incl. GST)	Year 18/19 Fee (Incl. GST)	Fee Basis	GST	Pricing Policy
Closure of Public Road					
Application Fee	\$892.00	\$892.00		N	H
Department of Lands fee	As set by Department of Industry – Lands			N	M
Lodgement of Plan	\$439.00	\$439.00		N	H
Public advertisement required for Road Closures – Local	\$499.00	\$499.00		N	H
Public advertisement required for Road Closures – Main, Regional and Collector	Calculate on Application			N	H

Draft Fees and Charges 2018-19

Fee Name	Year 17/18 Last YR Fee (Incl. GST)	Year 18/19 Fee (Incl. GST)	Fee Basis	GST	Pricing Policy
----------	--	----------------------------------	-----------	-----	-------------------

Environmental Health

Food shops

Annual Administration Charge Based on Number of Food Handlers

0 to 5	\$177.00	\$182.00		N	H
6 to 50	\$587.00	\$601.00		N	H
More than 50	\$2,346.00	\$2,400.00		N	H
Schools, non commercial food premises, stalls at temporary events (including food vehicles)	No charge			N	A

Inspection Fee

Food inspection – commercial premises	\$145.00	\$149.00		N	H
Food inspection – Food vehicle (not part of a temporary event)	\$145.00	\$149.00		N	L
Schools, non commercial food premises, stalls at temporary events (including food vehicles)	No charge			N	H
Pre-purchase and other special inspections	\$145.00	\$149.00		N	H
Improvement notice – administration fee	\$330.00	\$330.00		N	L

Outdoor Dining Fees

Administration Fee Upon Application – All Areas	\$62.00	\$64.00	Per application	N	J
Annual Fee per m2	No Charge		Per m2	N	J

Hairdressers/Beautician/Skin Penetration

Inspection Fee – Hairdresser/Beautician	\$143.00	\$147.00		N	L
Inspection Fee – Skin Penetration (more involved than hairdresser)	\$169.00	\$173.00		N	L
Fee for Issue of an Improvement or Prohibition Order – Non Regulated system (Public Health Reg. Cl. 97)	\$276.00	\$270.00		N	M
Reinspection of Premises subject to a Prohibition Order (min half hour; rate per hour) (Public Health Reg. Cl. 98)	\$255.00	\$250.00	Per hour	N	M
Notification of carrying out Skin Penetration Procedures (Cl 31 Public Health Act)	\$78.00	\$80.00		N	L

Draft Fees and Charges 2018-19

Fee Name	Year 17/18 Last YR Fee (Incl. GST)	Year 18/19 Fee (Incl. GST)	Fee Basis	GST	Pricing Policy
Premises with Air Handling Equipment					
Inspection Fee for Premises with Cooling Towers	\$143.00	\$147.00		N	L
Other Inspections Related to Cooling Towers	\$143.00	\$147.00		N	L
Cooling Tower sample – Legionnaires	At Laboratory Cost			N	L
Fee for Issue of an Improvement or Prohibition Order – Regulated system (Public Health Act)	\$572.00	\$560.00		N	M
Notification of Water Cooling or Warm Water System (CI 11 Public Health Act)	\$77.00	\$79.00		N	L
Protection of the Environment Operations Act					
Clean up Notice Administrative Fee (CI 99 PEO Regulation)	\$535.00	\$550.00		N	M
Prevention Notice Administrative Fee (CI 99 PEO Regulation)	\$535.00	\$550.00		N	M
Noise Control Notice Administrative Fee (CI 99 PEO Regulation)	\$535.00	\$550.00		N	M
Call out rate for staff/hour	\$143.00	\$147.00	Per hour	N	J
Private Swimming Pools					
Swimming Pool Registration Assistance Fee	\$10.00	\$10.00		Y	M
Swimming Pool Safety Signs	\$30.00	\$31.00		Y	L
Application to grant exemption from Swimming Pools fencing requirements (swimming Pools Act 1992 Regulation clause 13)	\$70.00	\$70.00		N	L
Application for Certificate of compliance for swimming pool (including inspection)	\$150.00	\$150.00		N	M
Compliance Certificate Reinspection	\$100.00	\$100.00		N	M
Mandatory yearly inspection program fee for tourist and visitor accommodation of premises with more than two dwellings	\$150.00	\$150.00		N	M
Non-mandatory residential pool safety program inspection (three yearly)	No charge			N	M
Public Swimming Pools					
Fees for inspection of pool water quality (public pools only) under the Public Health Act	\$150 plus sampling costs			N	M
Microbial Testing of swim/spa pools	At Laboratory Cost			N	L
Chemical Testing of swim/spa pools	At Laboratory Cost			N	L
Notification of Public Swimming Pool or Spa (CI 19 Public Health Act)	No charge			N	A

Draft Fees and Charges 2018-19

Fee Name	Year 17/18 Last YR Fee (Incl. GST)	Year 18/19 Fee (Incl. GST)	Fee Basis	GST	Pricing Policy
Private requests for Water Sampling					
Inspection Fee	\$140.00	\$140.00		Y	H
Standard microbial drinking water test	At laboratory cost			Y	H
Comprehensive Chemical Analysis	At laboratory cost			Y	H
Standard drinking water test	\$182.00	\$182.00		Y	L
Standard chemical analysis	\$215.00	\$220.00		N	L
Comprehensive chemical analysis	\$276.00	\$283.00		N	L
Environmental Water Testing For Pollution					
General Sample (GST exempt if for regulatory purposes)	\$159.00	\$163.00		N	L
Specific Industrial waste source sampling	\$259.00	\$265.00		N	L
State of the Environment Report					
Supplementary State of the Environment Report	No charge			N	A
Regional State of the Environment – Download via web	No charge			N	A

Draft Fees and Charges 2018-19

Fee Name	Year 17/18 Last YR Fee (Incl. GST)	Year 18/19 Fee (Incl. GST)	Fee Basis	GST	Pricing Policy
----------	--	----------------------------------	-----------	-----	-------------------

Community Services

Childcare

Family Day Care

New Educator Training Fee	\$165.00	\$165.00		Y	K
Administration fee (fee per hour per child)	\$1.29	\$1.35	Per hour per child	N	K
Educator Fee Family Day Care (fee per hour per child)	\$0.41	\$0.50	Per hour per child	N	K
Parent Registration Fee	\$50.00	\$50.00	Per service	N	K
Sibling Registration Fee	\$25.00	\$25.00	Per service	N	K

Playgroup Room Hire

Community rate – hourly rate minimum two hours	\$10.00	\$10.00	Per hour	Y	G
Breach of cleaning charge	At full cost		Per service	Y	G

Community Events and Competitions

Arts and Cultural Events

Event stall holders fee	Calculate on application		Per stall	N	G
-------------------------	--------------------------	--	-----------	---	---

Community Events

Event stall holders fee	Calculate on application		Per stall	N	G
-------------------------	--------------------------	--	-----------	---	---

Queanbeyan City Council Regional Art Awards

Entry Fee	\$30.00	\$30.00	Per entry	Y	G
-----------	---------	---------	-----------	---	---

Draft Fees and Charges 2018-19

Fee Name	Year 17/18 Last YR Fee (Incl. GST)	Year 18/19 Fee (Incl. GST)	Fee Basis	GST	Pricing Policy
<i>Clearwater Sculpture Prize</i>					
Entry Fee – Adults	\$30.00	\$30.00	Per adult	Y	G
Entry Fee – Concession	\$20.00	\$20.00	Per concession holder	Y	G
Entry Fee – Youth (Up to 18 years of age)	\$15.00	\$15.00	Per youth	Y	G
Entry Fee – Schools and Community Groups	\$15.00	\$15.00	Per entity	Y	G

Draft Fees and Charges 2018-19

Fee Name	Year 17/18 Last YR Fee (Incl. GST)	Year 18/19 Fee (Incl. GST)	Fee Basis	GST	Pricing Policy
----------	--	----------------------------------	-----------	-----	-------------------

Geographic Information System (GIS) and Information Request Fees (Public Access Act 2009)

GIS Information – Plans or Maps (excludes Local Environmental Plan maps)

AO – Colour (Photo Gloss Paper)	\$75.00	\$75.00	Per copy	N	N
A1 – Colour	\$60.00	\$60.00	Per copy	N	N
A2 – Colour	\$45.00	\$45.00	Per copy	N	N
A3 – Colour	\$30.00	\$30.00	Per copy	N	N
A4 – Colour	\$23.00	\$25.00	Per copy	N	N
Provision of new subdivision maps as approved – annual subscription fee for service (maintenance for existing subscribers) per year.	\$104.00	\$105.00	Per year	N	N
Provision of new subdivision maps as approved – annual subscription fee for service (new subscriptions)	\$220.00	\$226.00	Per year	N	N

GIS Information from system according to request for data

Cost per hour for preparation	\$162.00	\$166.00	Per hour	N	N
-------------------------------	----------	----------	----------	---	---

GIS Survey and preparation of mapping documents

Copies of Deposited Plan	\$18.00	\$18.50	Per plan	N	N
--------------------------	---------	---------	----------	---	---

GIPAA – Formal Access Application

Individual – Fee including first hour	\$30.00	\$30.00	Per hour	N	M
* Includes requests for CCTV Footage					
Individual – Fee thereafter (per hour)	\$30.00	\$30.00	Per hour	N	M
Electronic Media	\$15.00	\$15.00		N	H

* Where information is requested via Electronic Media the device will be provided by Council.

Schedule 1 – Informal Access Application

GIPAA – Informal Access Information if produced on USB	\$22.50	\$22.50	Per CD	N	M
Business Papers, Minutes, Management Plan and Annual Reports	No charge			N	M

Draft Fees and Charges 2018-19

Fee Name	Year 17/18 Last YR Fee (Incl. GST)	Year 18/19 Fee (Incl. GST)	Fee Basis	GST	Pricing Policy
----------	--	----------------------------------	-----------	-----	-------------------

Other Information Requests

Aerial Mapping Services – Private Works	Fee by Quotation			N	N
Retrieval of ex employees' personnel files	\$30.00	\$31.00		N	N

Draft Fees and Charges 2018-19

Fee Name	Year 17/18 Last YR Fee (Incl. GST)	Year 18/19 Fee (Incl. GST)	Fee Basis	GST	Pricing Policy
----------	--	----------------------------------	-----------	-----	-------------------

Libraries

General Library Fees

Toys – Lost or Damaged	\$5 per piece or full replacement cost			N	Q
Personal Earphones	\$2.00	\$2.00		Y	H
Overdue Fees – fees are charged per overdue item per week or part thereof, with a seven-day grace period	\$1.20	\$1.20	Per item per week	N	Q
* Maximum charge \$5 for children and \$10 for adults					
Unreturned, lost or damaged items	Replacement cost + \$5		Per item	N	Q

Loan Fees

Inter-Library Loans (fees are charged per item where the item can be obtained from a reciprocal non-charging library.)	\$3.60	\$3.60	Per item	Y	H
A charge per item will apply if the borrower requests the Library to obtain an item from a library that charges to provide inter-library loans. Standard fee set by National Library.	\$16.50	\$16.50	Per item	Y	M

Library Cards/Bags

Library Bags	\$3.50	\$3.50	Per bag	Y	H
First card issued at no charge	No charge		Per item	N	A
Replacement Cards – Second and subsequent cards each	\$2.50	\$2.50	Per item	N	G

Library Photocopying and Other Charges

Note: Non standard paper types include transparencies and photographic paper

Black and White

A4 & A3 Copies / Prints – Standard Paper Type	\$0.25	\$0.25	Per page	Y	H
---	--------	--------	----------	---	---

Colour

A4 copies / Prints – Standard Paper Type	\$1.00	\$1.00	Per page	Y	H
A3 copies / Prints – Standard Paper Type	\$1.50	\$1.50	Per page	Y	H

Draft Fees and Charges 2018-19

Fee Name	Year 17/18 Last YR Fee (Incl. GST)	Year 18/19 Fee (Incl. GST)	Fee Basis	GST	Pricing Policy
<i>Other Charges</i>					
Consumables – USB Memory Sticks	\$10.00	\$10.00	Per USB	Y	G
Copy VCR to DVD (Braidwood Only)	\$15.00	\$15.00		Y	G
Research Family and Local History (First Hour Free)	\$30.00	\$30.00	Per hour	Y	G
School Holiday Program (Cost Recovery of Materials)	\$3 to \$5		Per child	N	G
Historic Images Database (High Resolution Image) (Includes USB)	\$30.00	\$30.00	Per image	Y	
Laminating – A4 (Braidwood Only)	\$2.00	\$2.00	Per page	Y	G
Laminating – A3 (Braidwood Only)	\$4.00	\$4.00		Y	G
Laminating – A2 (Braidwood Only)	\$6.00	\$6.00	Per page	Y	G
Binding – A4 documents (Braidwood Only)	\$8.00	\$8.00		Y	G
Faxes – Send (Braidwood and Bungendore Only)	\$2.00	\$2.00	Per page	Y	G
Faxes – Receive (Braidwood and Bungendore Only)	\$1.00	\$1.00	Per page	Y	G

Draft Fees and Charges 2018-19

Fee Name	Year 17/18 Last YR Fee (Incl. GST)	Year 18/19 Fee (Incl. GST)	Fee Basis	GST	Pricing Policy
----------	--	----------------------------------	-----------	-----	-------------------

Local Environmental Plans

Public Land

Application for certificate of classification of public land (section 54 of Local Government Act).	No charge			N	M
--	-----------	--	--	---	---

Draft Fees and Charges 2018-19

Fee Name	Year 17/18 Last YR Fee (Incl. GST)	Year 18/19 Fee (Incl. GST)	Fee Basis	GST	Pricing Policy
----------	--	----------------------------------	-----------	-----	-------------------

Other Infrastructure

Residential Driveways:

Establishment Fee	\$265.00	\$272.00		Y	N
Vehicular Kerb Crossing per metre	\$341.00	\$349.00	Per metre	Y	N
Driveway slabs (100mm thick no reo) Per m2	\$175.00	\$180.00	Per m2	Y	N
Driveway slabs (100mm thick 1SL62) Per m2	\$186.00	\$191.00	Per m2	Y	N

Flat and Commercial Driveways:

Establishment Fee	\$265.00	\$272.00		Y	N
Vehicular Kerb Crossing per metre	\$391.00	\$400.00	Per metre	Y	N
Driveway slab (150mm thick with 2SL72) Per m2	\$217.00	\$222.00	Per m2	Y	N

Industrial Driveways:

Establishment Fee	\$265.00	\$272.00		Y	N
Vehicular Kerb Crossing per metre	\$446.00	\$457.00	Per metre	Y	N
Driveway slab (150mm thick with 2SL72) Per m2	\$217.00	\$222.00	Per m2	Y	N
Driveway slab (200mm thick with 1SL72) Per m2	\$229.00	\$235.00	Per m2	Y	N

Rural Crossing:

Pipes and Headwalls	Calculate on application			Y	N
---------------------	--------------------------	--	--	---	---

Draft Fees and Charges 2018-19

Fee Name	Year 17/18 Last YR Fee (Incl. GST)	Year 18/19 Fee (Incl. GST)	Fee Basis	GST	Pricing Policy
----------	--	----------------------------------	-----------	-----	-------------------

Restoration Charges

Road Restoration:

Establishment Fee	\$265.00	\$272.00		N	N
A.C with cement concrete base per m2	Calculate on application		Per m2	N	N
Concrete pavement per m2	Calculate on application		Per m2	N	N
Bitumen surface on all classes of base other than concrete per m2	Calculate on application		Per m2	N	N
Unsealed pavement or shoulders per m2	Calculate on application		Per m2	N	N

Footway Restoration:

Establishment Fee	\$265.00	\$272.00		N	N
Concrete Surface per m2 (100mm thick)	\$178.00	\$183.00	Per m2	N	N
Asphalt surface per m2 (100mm thick)	\$153.00	\$157.00	Per m2	N	N
Gravel surface per m2 (100mm thick)	\$92.00	\$95.00	Per m2	N	N
Driveway slab (100mm thick no reinforcement) per m2	\$175.00	\$180.00	Per m2	N	N
Driveway slab (150mm thick with 1SL72 per) m2	\$207.00	\$212.00	Per m2	N	N
Kerb and Gutter, Vehicular Kerb Crossing per metre	\$314.00	\$322.00	Per metre	N	N

Draft Fees and Charges 2018-19

Fee Name	Year 17/18 Last YR Fee (Incl. GST)	Year 18/19 Fee (Incl. GST)	Fee Basis	GST	Pricing Policy
----------	--	----------------------------------	-----------	-----	-------------------

Palerang Waste Facility Charges

Note: 1. Liquid Waste and Asbestos not accepted. 2. Until a waste strategy for the new Council is adopted, residents of the former Queanbeyan City Council are considered "out of area" for Palerang waste facilities.

Out of area Users – Depositing Domestic Waste

Note: 1. Entry to landfills by pre-purchased ticket. 2. Commercial or Builders Waste not accepted from outside Palerang Local Government Area.

Purchased in first quarter – for 12 tickets	\$327.00	\$327.00		Y	G
Purchased in second quarter – for 9 tickets	\$243.00	\$243.00		Y	G
Purchased in third quarter – for 6 tickets	\$169.00	\$169.00		Y	G
Purchased in fourth quarter – for 3 tickets	\$87.00	\$87.00		Y	G

Tip Passes

Recycling	No Charge			Y	A
Re-issue of lost tip passes	\$51.00	\$51.00		Y	G
Extra tip pass for dual occupancies	\$51.00	\$51.00		Y	G
Tip pass for National Parks and other government authorities with land in the Shire	\$398.00	\$398.00		Y	G

Electronic Waste

Note: Items not accepted without Tip Pass

Computer Monitor	No Charge			Y	A
Computer Box	No Charge			Y	A
TVs, music appliances, and similar e-waste/audio visual. Fee per item	No Charge			Y	A

Waste Transfer Station Gate Fees – with a Tip Pass

Note: 1. Deliveries to Captains Flat and Macs Reef WTS – Trucks >2 tonnes not accepted. 2. Green waste not accepted at Macs Reef Waste Transfer Station.

Buy Back Items (accepted at staff discretion)	No Charge			Y	A
Green Waste (No stumps, no branches > 250mm dia)	No Charge			Y	A
White Goods and Scrap Metal – not accepted Macs Reef	No Charge			Y	A

Draft Fees and Charges 2018-19

Fee Name	Year 17/18 Last YR Fee (Incl. GST)	Year 18/19 Fee (Incl. GST)	Fee Basis	GST	Pricing Policy
Household (To Transfer Waste Bin) with Tip Pass					
Minimum Charge – small car boot or 1 wheelie bin	\$5.00	\$5.00		Y	G
Large Car Boot/Station Wagon or half a small trailer or half a small van or half a ute or 2 wheelie bins	\$10.00	\$10.00		Y	G
Small Trailer (6'x4'x1') to side height or ute to tray height or dual cab piled above sides or small van or 4 wheelie bins	\$17.00	\$17.00		Y	G
Small dual cab to height of tray or car boot and also on seats, station wagon in back area and on seats, or 3 wheelie bins	\$13.00	\$13.00		Y	G
8'x5'x1.2' trailer to side height or 6'x4'x1' trailer with cage or dual cab with cage or large van	\$26.00	\$26.00		Y	G
Small trailer (6'x4'x1') piled above sides, larger dual cab piled above sides	\$21.00	\$21.00		Y	G
8'x5'x1.2' trailer piled high or ute piled high above sides	\$33.00	\$33.00		Y	G
8'x5'x1.2' trailer with large cage or ute with cage	\$40.00	\$40.00		Y	G
Commercial Loads (Loads > 0.5 tonne. Costs based on \$100 per tonne with Tip Pass)					
Dual Axle Trailers (Full Load)	\$60.00	\$60.00		Y	G
Dual Axle Trailers (Half Load)	\$36.00	\$36.00		Y	G
1-2 Tonne Truck (Full Load)	\$89.00	\$89.00		Y	G
1-2 Tonne Truck (Half Load)	\$48.00	\$48.00		Y	G
For larger vehicles (Received Bungendore WTS only)	\$100.00	\$100.00	Per tonne	Y	G
Builders' Waste (based on \$120 per tonne with Tip Pass)					
Dual Axle Trailers (Full Load)	\$72.00	\$72.00		Y	G
Dual Axle Trailers (Half Load)	\$41.00	\$41.00		Y	G
1-2 Tonne Truck (Full Load)	\$108.00	\$108.00		Y	G
1-2 Tonne Truck (Half Load)	\$55.00	\$55.00		Y	G
For larger vehicles (Received Bungendore WTS only)	\$120.00	\$120.00	Per tonne	Y	G
Engine Oil (for up to 40 litres) with Tip Pass					
Engine Oil (for up to 40 litres) with Tip Pass	No Charge			Y	A

Draft Fees and Charges 2018-19

Fee Name	Year 17/18 Last YR Fee (Incl. GST)	Year 18/19 Fee (Incl. GST)	Fee Basis	GST	Pricing Policy
Tyres with Tip Pass					
Light Vehicle – Clean with no rim	\$5.00	\$5.00	Per tyre	Y	G
Light Vehicle – Dirty or with rim	\$8.00	\$8.00	Per tyre	Y	H
Truck/Tractor – Clean with no rim (Maximum diameter 1.0m)	\$13.00	\$13.00	Per tyre	Y	G
Truck/Tractor – dirty or with rim (Maximum diameter 1.0m)	\$18.00	\$18.00	Per tyre	Y	H
All other tyres (approval required prior to delivery to facility)	Calculate on application			Y	N
Batteries with Tip Pass					
Batteries with Tip Pass	No Charge			Y	A
Mattresses with Tip Pass					
Mattresses with Tip Pass	\$13.00	\$13.00		Y	G
Mobile Phones with Tip Pass					
Mobile Phones with Tip Pass	No Charge			Y	A
Dead Animals (Bungendore WTS only) with Tip Pass					
Note: 1. Large Animals – e.g. horses/cows are not accepted 2. Animal Welfare Groups disposal of small dead animals – Zero Charge (by prior arrangement only)					
Small Animals – e.g. dog/cat	\$22.00	\$22.00		Y	G
Medium Animals – e.g. sheep/calf/piglet	\$35.00	\$35.00		Y	G
Waste Transfer Station Gate Fees – without a Tip Pass					
Note: Deliveries to Captains Flat and Macs Reef WTS – Trucks >2 tonnes not accepted					
Recycling	\$6.00	\$6.00		Y	N
Buy-back Items (accepted at staff discretion)	No Charge			Y	A
Green Waste (No stumps, no branches > 250mm dia) per cubic metre	\$15.00	\$5.50		Y	N
White Goods and Scrap Metal – not accepted Macs Reef	No Charge			Y	A

Draft Fees and Charges 2018-19

Fee Name	Year 17/18 Last YR Fee (Incl. GST)	Year 18/19 Fee (Incl. GST)	Fee Basis	GST	Pricing Policy
Household (To Transfer Waste Bin) – without Tip Pass					
Minimum Charge – small car boot or 1 wheelie bin	\$13.00	\$13.00		Y	N
Large Car Boot/Station Wagon or half a small trailer or half a small van or half a ute or 2 wheelie bins	\$17.00	\$17.00		Y	N
Small Trailer (6'x4'x1') to side height or ute to tray height or dual cab piled above sides or small van or 4 wheelie bins	\$30.00	\$30.00		Y	N
Small dual cab to height of tray or car boot and also on seats, station wagon in back area and on seats, or 3 wheelie bins	\$24.00	\$24.00		Y	N
8'x5'x1.2' trailer to side height or 6'x4'x1' trailer with cage or dual cab with cage or large van	\$48.00	\$48.00		Y	N
Small trailer (6'x4'x1') piled above sides, larger dual cab piled above sides	\$39.00	\$39.00		Y	N
8'x5'x1.2' trailer piled high or ute piled high above sides	\$60.00	\$60.00		Y	N
8'x5'x1.2' trailer with large cage or ute with cage	\$73.00	\$73.00		Y	N
Commercial Loads (Loads > 0.5 tonne. Costs based on \$155 per tonne without Tip Pass)					
Dual Axle Trailers (Full Load)	\$91.00	\$91.00		Y	N
Dual Axle Trailers (Half Load) N 50.00	\$55.00	\$55.00		Y	N
1-2 Tonne Truck (Full Load)	\$166.00	\$166.00		Y	N
1-2 Tonne Truck (Half Load)	\$88.00	\$88.00		Y	N
For larger vehicles	\$155.00	\$155.00	Per tonne	Y	H
Builders' Waste (based on \$175 per tonne) without Tip Pass					
Dual Axle Trailers (Full Load)	\$106.00	\$106.00		Y	N
Dual Axle Trailers (Half Load)	\$64.00	\$64.00		Y	N
1-2 Tonne Truck (Full Load)	\$160.00	\$160.00		Y	N
1-2 Tonne Truck (Half Load)	\$85.00	\$85.00		Y	N
For larger vehicles	\$175.00	\$175.00	Per tonne	Y	N
Engine Oil – (for up to 40 litres) without Tip Pass					
Engine Oil – (for up to 40 litres) without Tip Pass	No Charge			Y	A

Draft Fees and Charges 2018-19

Fee Name	Year 17/18 Last YR Fee (Incl. GST)	Year 18/19 Fee (Incl. GST)	Fee Basis	GST	Pricing Policy
Tyres – without Tip Pass					
Light Vehicle – Clean with no rim	\$9.00	\$15.00	Per tyre	Y	N
Light Vehicle – dirty or with rim	\$12.00	\$20.00	Per tyre	Y	H
Truck/Tractor – Clean with no rim (Maximum diameter 1.0m)	\$24.00	\$30.00	Per tyre	Y	N
Truck/Tractor – dirty or with rim (Maximum diameter 1.0m)	\$30.00	\$50.00	Per tyre	Y	H
All other tyres (approval required prior to delivery to facility)	Calculate on application			Y	N
Batteries – without Tip Pass					
Batteries – without Tip Pass	No Charge			Y	A
Mattresses – without Tip Pass					
Mattresses – without Tip Pass	\$38.00	\$45.00		Y	N
Mobile Phones – without Tip Pass					
Mobile Phones – without Tip Pass	No Charge			Y	A
Dead Animals (Bungendore WTS only) without Tip Pass					
Note: 1. Large Animals – e.g. horses/cows are not accepted 2. Animal Welfare Groups disposal of small dead animals – Zero Charge (by prior arrangement only)					
Small Animals – e.g. dog/cat	\$32.00	\$32.00		Y	G
Medium Animals – e.g. sheep/calf/piglet	\$54.00	\$54.00		Y	G
Commercial Waste – Veolia arrangement					
Commercial waste	\$140.00	\$140.00	Per tonne	Y	H
Vehicle parking at Bungendore Waste Transfer Station	\$200.00	\$200.00	Per week	Y	H

Draft Fees and Charges 2018-19

Fee Name	Year 17/18 Last YR Fee (Incl. GST)	Year 18/19 Fee (Incl. GST)	Fee Basis	GST	Pricing Policy
----------	--	----------------------------------	-----------	-----	-------------------

Publications

Maps (Council maps not LIC data)

Large Map	\$19.50	\$19.50	Per map	N	H
Small Map	\$10.00	\$10.00	Per map	N	H

Books

Queanbeyan Sporting Gallery 3rd Edition	\$20.00	\$20.00	Per item	Y	H
---	---------	---------	----------	---	---

Local Publications

Queanbeyan, Town in Transition	\$10.00	\$10.00	Per item	Y	H
Queanbeyan, District and People	\$10.00	\$10.00	Per item	Y	H

Draft Fees and Charges 2018-19

Fee Name	Year 17/18 Last YR Fee (Incl. GST)	Year 18/19 Fee (Incl. GST)	Fee Basis	GST	Pricing Policy
----------	--	----------------------------------	-----------	-----	-------------------

Public Cemeteries

Palerang Cemeteries

Plot	\$660.00	\$660.00		Y	G
Standard Plaque (incl Freight)	\$555.00	\$555.00		Y	G
Standard Headstone	\$380.00	\$380.00		Y	G
Weekday Interment	\$875.00	\$875.00		Y	G
Weekend / public holiday Interment 1.5 times the weekday interment	\$1,310.00	\$1,310.00		Y	G
Garden Interment (all inclusive)	\$1,030.00	\$1,030.00		Y	G
Niche in wall (includes plaque)	\$480.00	\$480.00		Y	G
Interment of ashes in existing (occupied) plot 50% regular interment cost	\$440.00	\$440.00		Y	G
Interment of ashes in new plot Equivalent to regular interment cost	\$875.00	\$875.00		Y	G

Queanbeyan Cemeteries

Lawn Plaque Section (Concrete Headstone Area) – Fee does not include Plaque or Base

Single occupancy	\$3,040.00	\$3,110.00		Y	G
Reservations	\$3,040.00	\$3,110.00		Y	G
Dual occupancy (Book of Life Plaque)	\$3,220.00	\$3,300.00		Y	G
Plus second interment cost	\$1,755.00	\$1,800.00		Y	G
Temporary grave markers	At cost			Y	H

Lawn Section (Granite Headstone Area) – Fee does not include Plaque or Base

Single Occupancy	\$3,040.00	\$3,110.00		Y	G
Reservations (in accordance with Council Policy)	\$3,040.00	\$3,110.00		Y	G
Double Occupancy (Book of Life / Dual Plaque)	\$3,220.00	\$3,300.00		Y	G
Plus second interment costs	\$1,755.00	\$1,800.00		Y	G
Temporary grave markers	At cost			Y	H

Draft Fees and Charges 2018-19

Fee Name	Year 17/18 Last YR Fee (Incl. GST)	Year 18/19 Fee (Incl. GST)	Fee Basis	GST	Pricing Policy
<i>Bushland Cemetery (Does not include Plaque)</i>					
Rock Single (Ashes)	\$960.00	\$985.00		Y	G
Rock Double (Ashes)	\$1,580.00	\$1,620.00		Y	G
Single Burial Site	\$3,280.00	\$3,360.00		Y	G
Brown Granite Headstone (excluding installation cost)	\$300.00	\$306.00		Y	G
<i>Babies' Lawn Section (Does not include Plaque)</i>					
(Maximum casket length 1.1 metres – up to four years of age)	\$670.00	\$688.00		Y	G
<i>Children's Lawn Section (Does not include Plaque)</i>					
(Four years to twelve years of age)	\$1,460.00	\$1,500.00		Y	G
<i>Monumental Section</i>					
Single occupancy (includes application fee for monument permit and removal / replacement of ledger)	\$5,090.00	\$5,210.00		Y	G
Double occupancy (includes application fee for monument permit and removal / replacement of ledger)	\$5,440.00	\$5,570.00		Y	G
Plus second interment costs	\$1,870.00	\$1,910.00		Y	G
<i>Reservation</i>					
Single	\$5,090.00	\$5,210.00		Y	G
Double (include second interment)	\$7,310.00	\$7,480.00		Y	G
Vault (includes fee for monumental application. All vaults double depth)	\$10,060.00	\$10,290.00		Y	G
<i>Niche Wall (Camellia Court and Cherry Blossom) (Plaque not included)</i>					
General /Services	\$790.00	\$809.00		Y	G
Reservation	\$790.00	\$809.00		Y	G
Remembrance Rose Garden	\$790.00	\$809.00		Y	G
Magnolia Garden	\$185.00	\$191.00		Y	G
Crab apples	\$790.00	\$809.00		Y	G

Draft Fees and Charges 2018-19

Fee Name	Year 17/18 Last YR Fee (Incl. GST)	Year 18/19 Fee (Incl. GST)	Fee Basis	GST	Pricing Policy
----------	--	----------------------------------	-----------	-----	-------------------

Riverside Cemetery

Reserved plots and second interments		Price on enquiry		Y	G
--------------------------------------	--	------------------	--	---	---

Additional Fees

Cemetery administration fee	\$32.00	\$35.00		Y	G
Burials on Saturday, Sunday or public holidays (excluding Christmas Day and Good Friday): extra	\$1,640.00	\$1,680.00		Y	G
Grave's exceeding standard size or depth	\$260.00	\$266.00		Y	H
Late fee (burials that occur after 3pm Monday-Friday)	\$370.00	\$382.00		Y	G

Ashes in new grave plot (Excludes plaque)

New Areas	\$3,040.00	\$3,110.00		Y	G
Old Areas	\$1,110.00	\$1,140.00		Y	G
New plots unsuitable for Burial	\$1,345.00	\$1,380.00		Y	G

Ashes in existing grave plot (Excludes plaque)

Concrete	\$490.00	\$503.00		Y	G
Granite	\$490.00	\$503.00		Y	G
Additional vase – Lawn	\$195.00	\$201.00		Y	G
Cemetery Additional vase – Niche Wall	\$90.00	\$90.00		Y	G
Vase fitted to existing headstone	\$270.00	\$277.00		Y	G
Placement fees for Vases	\$40.00	\$40.00		Y	G
Opening of grave for Exhumation	\$3,500.00	\$3,590.00		Y	G
Probe depth (discounted off second interment – if it proceeds)	\$185.00	\$191.00		Y	G
Search Records fee	\$75.00	\$75.00		N	G

Draft Fees and Charges 2018-19

Fee Name	Year 17/18 Last YR Fee (Incl. GST)	Year 18/19 Fee (Incl. GST)	Fee Basis	GST	Pricing Policy
<i>Gardenia Court Garden Crypts</i>					
Top Level	\$16,150.00	\$16,530.00		Y	G
Level 3	\$20,450.00	\$20,930.00		Y	G
Level 2	\$22,200.00	\$22,720.00		Y	G
Ground Level	\$17,500.00	\$17,910.00		Y	G
<i>Miscellaneous</i>					
Memorial Seat Metal	\$4,800.00	\$4,920.00		Y	H
Memorial Seat Timber	\$3,050.00	\$3,130.00		Y	H
Refurbish Bronze Plaque	\$185.00	\$191.00		Y	H

Draft Fees and Charges 2018-19

Fee Name	Year 17/18 Last YR Fee (Incl. GST)	Year 18/19 Fee (Incl. GST)	Fee Basis	GST	Pricing Policy
----------	--	----------------------------------	-----------	-----	-------------------

Rates and Financial Administration

Certificate and Notices Preparation

Email Copy of Rate Notices or Instalment Notices Each	\$15.00	\$15.00		N	H
Estimation Fee	\$0.00	\$50.00		N	N
* Fee is charged when Council is unable to read a water metre and has to estimate water consumption for a rates notice					
Section 603 Certificate (includes rate details and special water meter reading)	\$170.00	\$180.00	Per property	N	M
Section 603 Certificate – Standard – (Does Not include special water meter reading)	\$80.00	\$80.00	Per property	N	M
Urgency Fee	\$45.00	\$46.50		N	H
Special Water Meter Reading (separate to Section 603 Certificate)	\$120.00	\$123.00	Per property	N	H
Reprint of Rates or Instalment Notices	\$34.00	\$35.00	Per property	N	H

Information Fees (Note: Information fees apply to real estate agents. Valuers and Banks who have not purchased the complete property status report)

Information Fee – Oral	\$12.50	\$13.00	Per property per rating year	N	H
Information Fee – Written	\$25.00	\$26.50	Per property per rating year	N	H

Payment Related Fees

Fee for dishonoured cheque	\$45.00	\$45.00	Per cheque	N	Q
Fee for electronic dishonour	\$25.00	\$25.00		N	Q

Interest Charges

Interest on Overdue Rates (Interest charged on daily basis on overdue amount) per annum	7.5% per annum			N	M
---	----------------	--	--	---	---

Deposit Held Search

Search of records to determine various deposits held by Council when no information (receipt details) as to date of payment or type of deposit is provided	\$65.00	\$65.00		N	H
--	---------	---------	--	---	---

Draft Fees and Charges 2018-19

Fee Name	Year 17/18 Last YR Fee (Incl. GST)	Year 18/19 Fee (Incl. GST)	Fee Basis	GST	Pricing Policy
Company Search					
Company Search – Fees on-charged from Recovery Provider	\$35.00	\$36.00		N	H
Skip Trace – External Successful (unsuccessful no charge)					
Skip Trace Fee – Fees on-charged from Recovery Provider	\$125.00	\$128.00		N	H
Land Title Search					
Note: Via Land Titles Office, Department of Land & Property Information					
Recovery of Title Search fees and administration – identify registered title and ownership of properties	\$32.00	\$33.00		N	H
Non Council Debt Recovery Fees for Rates, Annual Charges & other Accounts					
Charges associated with Council's debt collection activities performed by Recovery Provider, Solicitors or other Recovery Agents engaged by Council from time to time. These fees and charges are primarily regulated,	Cost Recovery			N	H
Other					
Replacement Key for water Meter Lock	\$37.50	\$38.50		Y	N
Water Meter Lock	\$144.00	\$148.00		Y	N
Outstanding Debtor Administration Fee	\$17.00	\$17.50		Y	H
* Takes form of original charge					

Draft Fees and Charges 2018-19

Fee Name	Year 17/18 Last YR Fee (Incl. GST)	Year 18/19 Fee (Incl. GST)	Fee Basis	GST	Pricing Policy
----------	--	----------------------------------	-----------	-----	-------------------

Recreation and Sports

Queanbeyan, Googong and Jerrabomberra Sportsgrounds

Key and Cleaning Deposit	\$550.00	\$550.00		N	Q
--------------------------	----------	----------	--	---	---

NSW Based Clubs – All sport grounds, Cricket, Netball courts and Velodrome

Competition and training sessions/per ground

Seniors (17yrs and over)

Competition day	\$130.00	\$133.00	Per day	Y	G
Training per session	\$26.00	\$27.00	Per session	Y	G
Seasonal Fee (2 day training and 1 competition day)	\$1,902.00	\$1,950.00	Per season	Y	G

Juniors (16yrs and under)

Seasonal Fee (2 day training and 1 competition day)	\$72.00	\$74.00	Per season	Y	G
Additional days training per session	\$12.00	\$12.50	Per season	Y	G

School Use of Grounds

Per school/per ground/per year	\$58.00	\$60.00	Per school/per ground/per year	Y	G
--------------------------------	---------	---------	--------------------------------	---	---

ACT-based clubs – All sport grounds, Cricket, Netball Courts and Velodrome

Competition and training sessions/per ground

Seniors (17yrs and over)

Competition day	\$318.00	\$326.00	Per day	Y	G
Training per session	\$77.00	\$79.00	Per session	Y	G

Draft Fees and Charges 2018-19

Fee Name	Year 17/18 Last YR Fee (Incl. GST)	Year 18/19 Fee (Incl. GST)	Fee Basis	GST	Pricing Policy
Juniors (16yrs and under)					
Competition Day	\$130.00	\$133.00	Per day	Y	G
Training per session	\$47.00	\$48.50	Per session	Y	G
School Use of Grounds					
Per school/per ground/per year	\$107.00	\$110.00	Per school/per ground/per year	Y	G
Bungendore and Braidwood Sportsgrounds					
Sporting Groups (Seniors 18 and above)					
Competition	\$51.50	\$53.00	Per session per team	Y	G
Training	\$17.50	\$18.00	per session per team	Y	G
Season (1 competition and 2 training sessions per week)	\$681.00	\$697.00	Per team	Y	G
Sporting Groups (Juniors >12 to 17)					
Competition	\$17.50	\$18.00	Per session per team	Y	G
Training	\$6.50	\$7.00	Per session per team	Y	G
Season (1 competition and 2 training sessions per week)	\$227.50	\$233.00	Per team	Y	G
Sporting Groups (Juniors 12 and under)					
Competition	\$9.00	\$9.50	Per session per team	Y	G
Training	\$4.00	\$4.50	Per session per team	Y	G
Season (1 competition and 2 training sessions per week)	\$113.50	\$117.00	Per team	Y	G
Change Rooms					
Key & cleaning bond	\$340.00	\$340.00	Per season per club	N	G
Cleaning fees (if not completed by user)	\$51.50	\$51.50	Per hour	Y	G

Draft Fees and Charges 2018-19

Fee Name	Year 17/18 Last YR Fee (Incl. GST)	Year 18/19 Fee (Incl. GST)	Fee Basis	GST	Pricing Policy
<i>Nerriga Sportsground</i>					
Tennis Court Hire (< half day)	\$6.00	\$6.00	Per hour	Y	G
Tennis Court Hire per half day	\$11.00	\$11.00	Per half day	Y	G
Cricket Field Hire	\$22.00	\$22.00	Per day	Y	G
General ground Hire	\$54.00	\$54.00	Per day	Y	G
<i>Wilkins Park</i>					
Community Events [includes power]	\$18.50	\$19.00	Per hour	Y	G
Non Profit Events [includes power]	\$55.50	\$57.00	Per day	Y	G
Commercial Use [includes power]	\$66.50	\$69.00	Per hour	Y	G
<i>Lights</i>					
Note: Bungendore Only					
Use of lights – Competition or training – Bungendore only	\$32.00	\$33.00	Per hour	Y	G
<i>Special Events</i>					
Note: Bungendore Only					
School use of grounds	\$114.00	\$117.00	Per ground per year	Y	G
Community Groups [includes power/lights]	\$19.50	\$20.00	Per hour	Y	G
Non profit Groups [includes power/lights]	\$57.50	\$59.00	Per day	Y	G
Commercial Use [includes power/lights]	\$68.50	\$71.00	Per hour	Y	G
<i>Line Marking</i>					
Note: Bungendore Only					
Line Marking plus materials at cost (hourly rate)	\$67.00	\$69.00		Y	G

Draft Fees and Charges 2018-19

Fee Name	Year 17/18 Last YR Fee (Incl. GST)	Year 18/19 Fee (Incl. GST)	Fee Basis	GST	Pricing Policy
Queanbeyan Park Uses					
Community Events (fee per day)	\$259.00	\$265.00	Per day	Y	G
Key Deposit for electricity Boxes	\$100.00	\$100.00		N	
Weddings (confetti/rice in moderation is permitted)	\$54.00	\$56.00		Y	G
Markets, fetes, exhibitions, special events Dog Training Classes/Competition, concerts, cultural events, sports days/carnivals and other similar non-commercial community uses (includes electricity use) (fee per hour)	\$27.00	\$28.00	Per hour	N	G
Commercial use (i.e. the selling of products by commercial venture/organisation) (fee per hour)	\$89.00	\$92.00	Per hour	N	N
Train Carriage					
Hire of Train Carriage (per day)	\$72.00	\$74.00	Per day	Y	G
Train carriage Key and cleaning Deposit	\$100.00	\$100.00		N	G
Seiffert Oval and Other Sports Buildings					
<i>Inside Seiffert Grandstand Function Room (includes kitchen)</i>					
Community (per hour)	\$23.00	\$24.00	Per hour	Y	G
Community (per day)	\$200.00	\$205.00	Per day	Y	G
Commercial (per day)	\$352.00	\$361.00	Per day	Y	G
<i>Inside Seiffert Grandstand Function Room (excludes kitchen)</i>					
Community (per day)	\$130.00	\$133.00	Per day	Y	G
Commercial (per day)	\$235.00	\$241.00	Per day	Y	G
<i>Seiffert Oval (including hospitality room and amenities)</i>					
Schools (per day)	\$177.00	\$182.00	Per day	Y	G
Community (per day)	\$483.00	\$495.00	Per day	Y	G
Commercial (per day)	\$1,809.00	\$1,860.00	Per day	Y	G

Draft Fees and Charges 2018-19

Fee Name	Year 17/18 Last YR Fee (Incl. GST)	Year 18/19 Fee (Incl. GST)	Fee Basis	GST	Pricing Policy
Full Seiffert Oval Complex					
Community (per day)	\$483.00	\$495.00	Per day	Y	G
Community (per week)	\$2,926.00	\$3,000.00	Per week	Y	G
Commercial (per day)	\$1,809.00	\$1,860.00	Per day	Y	G
Commercial (per week)	\$5,849.00	\$5,990.00	Per week	Y	G
Damages Deposit Minor Events	\$550.00	\$550.00		N	G
* Key and Cleaning					
Damages Deposit Major Events (high risk)	\$5,500.00	\$5,500.00		Y	G
* Key and Cleaning					
Freebody Oval Clubhouse					
Community (per hour)	\$23.00	\$24.00	Per hour	Y	G
Community (per day)	\$200.00	\$205.00	Per day	Y	G
Commercial (per day)	\$352.00	\$361.00	Per day	Y	G
Campese Oval Clubhouse					
Community (per hour)	\$23.00	\$24.00	Per hour	Y	G
Community (per day)	\$200.00	\$205.00	Per day	Y	G
Commercial (per day)	\$352.00	\$361.00	Per day	Y	G
Mick Sherd Shed Hire					
Local Community Groups	\$12.00	\$12.00	Per hour	Y	G
Non-Profit & Charitable Organisations	\$12.00	\$12.00	Per hour	Y	G
Other Hirers	\$24.00	\$24.00	Per hour	Y	G
Commercial Hirer	\$60.00	\$60.00	Per hour	Y	G
Bond	\$71.50	\$71.50		N	G
Annual Hire (As agreed by Management Committee)	\$473.50	\$473.50		Y	G
Bond for Annual Hire	\$323.50	\$323.50		N	G
Season Hire	\$200.00	\$200.00		Y	G

Draft Fees and Charges 2018-19

Fee Name	Year 17/18 Last YR Fee (Incl. GST)	Year 18/19 Fee (Incl. GST)	Fee Basis	GST	Pricing Policy
<i>Braidwood Recreation Ground – Multi-purpose room</i>					
Local non-profit community groups incl schools	\$15.00	\$15.00	Per hour	Y	G
Regular commercial hire (by arrangement depending on length of time)	\$25.00	\$25.00	Per hour	Y	G
One-off commercial hire	\$60.00	\$60.00	Per hour	Y	G
Hire of Multi-purpose room (4 hours)	\$220.00	\$220.00	Per four hours	Y	G
* Fee applies only for regular bookings 10 per school term					
Bond (excl annual hirers)	\$500.00	\$500.00		N	G
Cleaning (if required) (paid from bond)	\$45.00	\$45.00	Per hour	Y	G
<i>Gary Maddrell Pavilion – Braidwood Recreation Ground</i>					
All hirers are to clean the facility after use					
Sporting groups (must be members of the Section 355 Committee) – annual fee	\$500.00	\$500.00	Per annum	Y	G
Hire of Club room (4 hours)	\$220.00	\$220.00	Per four hours	Y	G
* Fee applies only for regular bookings 10 per school term					
Hire of canteen	\$30.00	\$30.00	Per hour	Y	G
Hire of canteen – Half day	\$75.00	\$75.00	Per half day	Y	G
Hire of Canteen – Full day	\$110.00	\$110.00	Per day	Y	G
Hire of change rooms – per session	\$30.00	\$30.00	Per session	Y	G
Bond for canteen and change rooms	\$500.00	\$500.00		N	G
Bond (excluding annual hirers)	\$500.00	\$500.00		N	G
<i>Other Fees and Charges – All Sports Buildings</i>					
Breach of cleaning charge	At full cost		Per service	Y	Q
Damages to facility and contents	Full replacement cost		Per item	Y	Q
Security Related Charges	<ul style="list-style-type: none"> • Lost Key – At full cost Recovery • Security Patrol Response – At full cost Recovery • Fire System Response – At full cost recovery 		Per service	Y	Q

Draft Fees and Charges 2018-19

Fee Name	Year 17/18 Last YR Fee (Incl. GST)	Year 18/19 Fee (Incl. GST)	Fee Basis	GST	Pricing Policy
----------	--	----------------------------------	-----------	-----	-------------------

Braidwood Tennis Courts

Adults Membership	\$50.00	\$50.00	Per year	Y	G
Junior Membership	\$15.00	\$15.00	Per year	Y	G
Family Membership	\$100.00	\$100.00	Per year	Y	H
School fee	\$8.00	\$8.00	Per term per student	Y	G
Court Hire	\$10.00	\$10.00	per hour per day	Y	G
Competition Fee	\$50.00	\$50.00	Per competition	Y	H

Hire of Parks & Open Spaces

Community Events [includes power]	\$20.00	\$20.50	Per hour	Y	G
Non Profit Events [includes power]	\$59.00	\$61.00	Per day	Y	G
Use of electricity (per day) (where special arrangements for concessional occupancy have been applied)	\$70.00	\$72.00	Per day	Y	G

Braidwood Multipurpose Gymnasium

Cat 1A – Not-for-Profit

Note: Includes Quilt Shows, Art Exhibitions, Ballroom & Line Dancing (Tap Dancing not permitted), choir groups etc.

1st hour	\$39.00	\$39.00		Y	G
> 1 Hour	\$33.50	\$33.50	Per hour	Y	G
Bond for 1st hour	\$166.00	\$166.00		N	G
Bond > 1 hour	\$221.00	\$221.00		N	G
Professional Cleaning 1st hour	\$45.00	\$45.00		Y	G
Professional Cleaning > 1 hour	\$55.50	\$55.50	Per hour	Y	G

Draft Fees and Charges 2018-19

Fee Name	Year 17/18 Last YR Fee (Incl. GST)	Year 18/19 Fee (Incl. GST)	Fee Basis	GST	Pricing Policy
----------	--	----------------------------------	-----------	-----	-------------------

Cat 1B – Commercial

Note: Includes Art Exhibitions, Dancing Classes, training

1st hour	\$50.00	\$50.00		Y	G
> 1 Hour	\$45.00	\$45.00	Per hour	Y	G
Bond for 1st hour	\$166.00	\$166.00		N	G
Bond > 1 hour	\$221.00	\$221.00		N	G
Professional Cleaning 1st hour	\$45.00	\$45.00		Y	G
Professional Cleaning > 1 hour	\$55.50	\$55.50	Per hour	Y	G

Cat 2A – Not-for-profit

Note: Includes Community Events, Concerts, Balls, Weddings etc (Minimum 4 hours)

1st 4 hours	\$243.50	\$243.50		Y	G
>4 Hours (per hour) maximum \$500.00	\$45.00	\$45.00		Y	G
Bond for 1st hour	\$662.50	\$662.50		N	G
Bond > 1 hour	\$883.50	\$883.50		N	G
Professional Cleaning 1st hour	\$45.00	\$45.00		Y	G
Professional Cleaning > 1 hour	\$55.50	\$55.50	Per hour	Y	G

Cat 2B – Commercial

Note: Includes Concerts, Bands, Exhibitions, Expos, Markets etc (Minimum 4 hours)

1st 4 hours	\$284.00	\$284.00		Y	G
> 4 Hours	\$63.00	\$63.00	Per hour	Y	G
Bond for 1st hour	\$681.50	\$681.50		N	G
Bond > 1 hour	\$908.50	\$908.50		N	G
Professional Cleaning 1st hour	\$46.50	\$46.50		Y	G
Professional Cleaning > 1 hour	\$57.50	\$57.50	Per hour	Y	G

Draft Fees and Charges 2018-19

Fee Name	Year 17/18 Last YR Fee (Incl. GST)	Year 18/19 Fee (Incl. GST)	Fee Basis	GST	Pricing Policy
Cat 3 & Cat 4					
Cat 3 – Federal, State, Local Government (all day)	\$313.00	\$313.00	Per day	Y	G
Cat 4 – Other Palerang educational institutions – during school holidays only	No Charge			Y	A
Special Fees for Youth-Oriented Use					
Non-exclusive use First Hour	\$28.00	\$28.00		Y	G
Non-exclusive use Second and subsequent hours	\$22.00	\$22.00	Per hour	Y	G
Exclusive use First Hour	\$35.00	\$35.00		Y	G
Exclusive Use Second and subsequent hours	\$28.50	\$28.50	Per hour	Y	G

Draft Fees and Charges 2018-19

Fee Name	Year 17/18 Last YR Fee (Incl. GST)	Year 18/19 Fee (Incl. GST)	Fee Basis	GST	Pricing Policy
Rezoning					
Preparation of amendment to Local Environmental Plan (LEP) or Development Control Plan (DCP)					
Preliminary Enquiries – All Planning Proposals	\$1500 plus \$150 per hour after 10 hours			N	H
Fee includes a total of 10 hours: * 2 hours meeting with proponent * 2 hours ensuring information is sufficient for council * 6 hours preparing report for Council.					
Additional Preliminary Meetings	25% of original fee		Per meeting	N	H
Minor Planning Proposal – e.g. adding or removing a heritage item or other use not requiring complex assessment	\$6,000 plus \$150 per hour after 40 hours			N	H
Fee includes a total of 40 hours: * 10 hours to prepare information and liase with Department of Planning and Environment * 10 hours to review Gateway determination and amend LEP * 5 hours to prepare exhibition of proposal * 5 hours to report any submissions to Council * 10 hours to amend instrument and maps for Department of Planning and Environment. Note: Fee does not include advertising costs.					
Major Planning Proposal – e.g. FSR and height amendments	\$21,000 plus \$150 per hour after 140 hours			N	H
Fee includes a total of 140 hours: * 10 hours meeting with proponent * 20 hours to prepare information and liase with Department of Planning and Environment * 65 hours to review Gateway determination and amend LEP, 10 hours to prepare exhibition of proposal * 10 hours to prepare exhibition of planning proposal * 20 hours to report any submissions to Council * 15 hours to amend instrument and maps for Department of Planning and Environment. Note: Fee does not include advertising costs					
Complex Planning Proposal – e.g. New land release				N	H
Fee includes a total of 280 hours: * 20 hours meeting with proponent * 40 hours to prepare information and liase with Department of Planning and Environment * 130 hours to review Gateway determination and amend LEP * 20 hours to prepare exhibition of proposal * 40 hours to report any submissions to Council * 30 hours to amend instrument and maps for Department of Planning and Environment Note: Fee does not include advertising costs					
Advertisement cost for amendments to Environmental Planning Instrument	At Cost		Per advertisement	N	H
For all LEP/DCP amendments (minor, major or complex) any additional costs and expenses incurred by Council in undertaking studies, peer reviews and other matters required in relation to the planning proposal are to be paid at cost.	At Cost		Per application	N	H
Request to amend the DCP	\$5,500.00	\$5,500.00	Per application	N	H

continued on next page ...

Draft Fees and Charges 2018-19

Fee Name	Year 17/18 Last YR Fee (Incl. GST)	Year 18/19 Fee (Incl. GST)	Fee Basis	GST	Pricing Policy
----------	--	----------------------------------	-----------	-----	-------------------

Preparation of amendment to Local Environmental Plan (LEP) or Development Control Plan (DCP) [continued]

Notification costs regarding the amendments to Environmental Planning Instrument	\$1.50	\$1.50	Per property	N	H
Preparation of a new site specific DCP	\$15,000.00	\$15,000.00	Per application	N	H
Public Hearing if required	At full cost recovery		Per hearing	N	H

Draft Fees and Charges 2018-19

Fee Name	Year 17/18 Last YR Fee (Incl. GST)	Year 18/19 Fee (Incl. GST)	Fee Basis	GST	Pricing Policy
----------	--	----------------------------------	-----------	-----	-------------------

Saleyards Braidwood

Saleyard Fees – Selling

Contribution to capital improvement	\$3.15	\$3.30		Y	H
Yard fees	\$4.20	\$4.40		Y	H
Agent Fees	\$2.65	\$2.80		Y	H
Scanning Fee	\$2.65	\$2.80		Y	H

Selling with Weighing

Contribution to capital improvement	\$3.15	\$3.30		Y	H
Weighing fee	\$5.25	\$5.40		Y	H
Yard fee	\$4.20	\$4.40		Y	H
Agent fee	\$2.65	\$2.80		Y	H
Scanning Fee	\$2.65	\$2.80		Y	H

Private Weighing

Flag fall	\$63.00	\$65.00		Y	H
Contribution to capital improvement	\$3.15	\$3.30		Y	H
Weighing Fee	\$5.25	\$5.40		Y	H
Yard Fee	\$4.20	\$4.40		Y	H
Scanning Fee (if applicable)	\$2.65	\$2.80		Y	H

Stock in Transit

Transit Fee	See holding charges below			Y	H
Contribution to capital improvement	\$3.15	\$3.30		Y	H
Holding and usage charge – for stock NOT sold through Braidwood (transit fee)	\$5.80	\$6.00	Per head per day	Y	H
Holding and usage charge – for stock sold through Braidwood saleyards (per head)	\$4.20	\$4.40	Per head per day	Y	H

Draft Fees and Charges 2018-19

Fee Name	Year 17/18 Last YR Fee (Incl. GST)	Year 18/19 Fee (Incl. GST)	Fee Basis	GST	Pricing Policy
Removal and Burial of dead animal					
All types (ea)	\$341.50	\$350.00		Y	H
Auctioneers' Permit					
Auctioneers' Permit	\$113.50	\$117.00		N	H
New Agent's fee					
New Agent's fee	\$1,840.50	\$1,890.00		N	H
Truck Wash Bay at Saleyards					
Flag fall	\$6.20	\$6.40		Y	H
Usage Charges per minute	\$0.80	\$0.90	Per minute	Y	H
NLIS Tags					
Note: Provision for NLIS Emergency Tag					
Emergency NLIS Tag	\$50.00	\$50.00		Y	H

Draft Fees and Charges 2018-19

Fee Name	Year 17/18 Last YR Fee (Incl. GST)	Year 18/19 Fee (Incl. GST)	Fee Basis	GST	Pricing Policy
----------	--	----------------------------------	-----------	-----	-------------------

Sewerage System

Sewer Charges

Note: Applies to simple installations where there is no road crossings or restoration of footpaths or underground services.

Sewer Tie (<2m deep) includes excavation – Maximum 3m length	\$4,121.00	\$4,220.00		N	H
Sewer Tie (>2m deep) includes excavation	Calculate on Application			N	H
Sewer Tie excludes excavation	Calculate on Application			N	H
Capping Tie/Main	Calculate on Application			N	H

Manholes

Note: For restoration charges for roads, footway etc. See separate Restoration Sheet

<2m deep	Calculate on Application			N	H
>2m deep	Calculate on Application			N	H
Supervision of conc. Encasement	\$147.00	\$151.00		N	H

* Fee is per metre with minimum charge of \$200

Liquid Trade Waste Charges

Application Fee– Category 1 and 2	\$128.00	\$131.00		N	H
Application Fee– Category 3	\$1,525.00	\$1,570.00		N	H
Re-inspection Fee per each inspection Category 1 and 2	\$100.00	\$103.00	Per service	N	H
Re-Inspection Fee per each inspection Category 3 (minimum one hour)	\$88.00	\$91.00	Per hour	N	H
Analysis Fee	Cost Recovery		Per service	N	H

Draft Fees and Charges 2018-19

Fee Name	Year 17/18 Last YR Fee (Incl. GST)	Year 18/19 Fee (Incl. GST)	Fee Basis	GST	Pricing Policy
Liquid Trade Waste Excess Mass charges for Category 3					
Aluminium	\$2.00	\$2.05	Per kilogram	N	H
Ammonia	\$3.50	\$3.60	Per kilogram	N	H
Arsenic	\$88.00	\$91.00	Per kilogram	N	H
Barium	\$45.00	\$46.50	Per kilogram	N	H
Biochemical oxygen demand up to 1200mg/L	\$2.70	\$2.80	Per kilogram	N	H
Biochemical oxygen demand up to 2400mg/L	\$6.55	\$6.70	Per kilogram	N	H
Boron	\$2.00	\$2.05	Per kilogram	N	H
Bromine	\$18.00	\$18.45	Per kilogram	N	H
Cadmium	\$405.00	\$414.35	Per kilogram	N	H
Chloride	Calculated on analysis		Per kilogram	N	H
Chlorinated hydrocarbons	\$45.00	\$46.50	Per kilogram	N	H
Chlorinated phenolic	\$1,745.00	\$1,790.00	Per kilogram	N	H
Chlorine	\$3.00	\$3.10	Per kilogram	N	H
Chromium	\$30.00	\$31.00	Per kilogram	N	H
Cobalt	\$19.00	\$19.50	Per kilogram	N	H
Copper	\$21.00	\$21.00	Per kilogram	N	H
Cyanide	\$88.00	\$91.00	Per kilogram	N	H
Fluoride	\$5.50	\$5.65	Per kilogram	N	H
Formaldehyde	\$3.00	\$3.10	Per kilogram	N	H
Herbicides/ Defoliants	\$874.00	\$895.00	Per kilogram	N	H
Oil and Grease (Total O and G)	\$2.50	\$2.60	Per kilogram	N	H
Iron	\$3.00	\$3.10	Per kilogram	N	H
Lead	\$45.00	\$46.05	Per kilogram	N	H
Lithium	\$9.50	\$9.75	Per kilogram	N	H
Manganese	\$9.50	\$9.75	Per kilogram	N	H
Mercaptans	\$88.00	\$91.00	Per kilogram	N	H
Mercury	\$2,909.00	\$2,980.00	Per kilogram	N	H
Methylene Blue Active Substances (MBAS)	\$2.00	\$2.05		N	H
Molybdenum	\$2.00	\$2.05	Per kilogram	N	H

continued on next page ..

Draft Fees and Charges 2018-19

Fee Name	Year 17/18 Last YR Fee (Incl. GST)	Year 18/19 Fee (Incl. GST)	Fee Basis	GST	Pricing Policy
Liquid Trade Waste Excess Mass charges for Category 3 [continued]					
Nickel	\$30.00	\$31.00	Per kilogram	N	H
Nitrogen (N) (Total Kjeldahl Nitrogen– TKN)	\$1.50	\$1.55	Per kilogram	N	H
Organo arsenic compounds	\$874.00	\$895.00	Per kilogram	N	H
Pesticides general (excludes organochlorins and organophosphates)	\$874.00	\$895.00	Per kilogram	N	H
Petroleum hydrocarbons (non-flammable)	\$4.00	\$4.10	Per kilogram	N	H
pH Factor	Factor (0.375)			N	H
Phenolic compounds (non chlorinated)	\$9.50	\$9.75	Per kilogram	N	H
Phosphorus (Total P)	\$3.00	\$3.10	Per kilogram	N	H
Polyporous aromatic hydrocarbons	\$19.00	\$19.50		N	H
Selenium	\$62.50	\$64.00	Per kilogram	N	H
Silver	\$3.00	\$3.10	Per kilogram	N	H
Sulphate (SO4)	\$1.50	\$1.55	Per kilogram	N	H
Sulphide	\$3.00	\$3.10	Per kilogram	N	H
Sulphite	\$3.00	\$3.10	Per kilogram	N	H
Suspended Solids (SS)	\$2.50	\$2.60	Per kilogram	N	H
Thiosulphate	\$1.50	\$1.55	Per kilogram	N	H
Tin	\$9.50	\$9.75	Per kilogram	N	H
Total dissolved solids (TDS)	\$1.50	\$1.55	Per kilogram	N	H
Uranium	\$9.50	\$9.75	Per kilogram	N	H
Zinc	\$19.00	\$19.50	Per kilogram	N	H

Miscellaneous Charges

Equipment Hire – Specialised Engineering Equipment

Street sweeper Hire per hour (Minimum charge of 1 hour)	\$209.00	\$185.00	Per hour	Y	H
Jet Cleaner hire per hour (Minimum charge of 1 hour)	\$306.00	\$314.00	Per hour	Y	H

* Jet Cleaner hire available in Queanbeyan only.

Draft Fees and Charges 2018-19

Fee Name	Year 17/18 Last YR Fee (Incl. GST)	Year 18/19 Fee (Incl. GST)	Fee Basis	GST	Pricing Policy
----------	--	----------------------------------	-----------	-----	-------------------

Other Charges

Septic Waste Disposal – Braidwood Treatment Plant	\$0.05	\$0.05	Per litre	N	G
* Septic waste must be generated within the LGA. Maximum of 10KL accepted per 24 hours.					
Clear boundary trap with plunger – During Business Hours (Minimum charge of 1 hour)	\$306.00	\$314.00	Per hour	N	H
Clear boundary trap with plunger – After Hours (Minimum charge of 1 hour)	\$460.00	\$471.00	Per hour	N	H
Assessment of sewerage and water designs and to provide design input on new infrastructure such as, but not limited to: * Trunk main design * Pressure main design * Treatment facility design * Pump Station Design – (Principal Engineer, Manager, Group Manager and independent third party consultants for design advice	Cost recovery +15%			N	H
Provision of sewer data (if available) – Sewer network and Sewerage Treatment Plant	Calculate on Application			N	H
* Available in Queanbeyan only.					

Sewerage Headworks Contribution (Per lot)

Bungendore North	\$12,180.00	\$12,470.00	Per lot	N	K
Bungendore other areas	\$12,180.00	\$12,470.00	Per lot	N	K
Braidwood	\$12,180.00	\$12,470.00	Per lot	N	K

Draft Fees and Charges 2018-19

Fee Name	Year 17/18 Last YR Fee (Incl. GST)	Year 18/19 Fee (Incl. GST)	Fee Basis	GST	Pricing Policy
----------	--	----------------------------------	-----------	-----	-------------------

Showgrounds

Queanbeyan Showground

Other Hire Charges

Pony Club (per day)	\$23.00	\$24.00	Per day	Y	G
Camping Area (showman's guild) per van	\$30.00	\$31.00	Per van	Y	G
Stockyards and Stables per animal	\$13.00	\$13.30	Per animal	Y	G

Poultry Shed

Community (per hour)	\$15.00	\$15.50	Per hour	Y	G
Community (per day)	\$107.00	\$110.00	Per day	Y	G
Commercial (per day)	\$259.00	\$265.00	Per day	Y	H

Inside Grandstand (includes Kitchen)

Showground grandstand chair and table hire	\$50.00	\$50.00	Per day	Y	N
Community (per day)	\$200.00	\$205.00	Per day	Y	G
Commercial (per day)	\$352.00	\$361.00	Per day	Y	H

Inside Grandstand (excludes Kitchen)

Community (per hour)	\$18.00	\$18.50	Per hour	Y	G
Community (per day)	\$130.00	\$133.00	Per day	Y	G
Commercial (per day)	\$235.00	\$241.00	Per day	Y	H

Pavilion

Community (per hour)	\$18.00	\$18.50	Per hour	Y	G
Community (per day)	\$130.00	\$133.00	Per day	Y	G
Commercial (per day)	\$352.00	\$361.00	Per day	Y	H

Draft Fees and Charges 2018-19

Fee Name	Year 17/18 Last YR Fee (Incl. GST)	Year 18/19 Fee (Incl. GST)	Fee Basis	GST	Pricing Policy
Showman's Area					
Community (per day)	\$71.00	\$73.00	Per day	Y	G
Commercial (per day)	\$130.00	\$133.00	Per day	Y	H
Arena					
Community (per day)	\$177.00	\$182.00	Per day	Y	G
Commercial (per day)	\$376.00	\$385.00	Per day	Y	H
Full Showground					
Junior sports competition day	\$45.00	\$45.00	Per day	Y	N
Community (per day)	\$483.00	\$495.00	Per day	Y	G
Commercial (per day)	\$1,809.00	\$1,860.00	Per day	Y	H
Other Fees and Charges					
Damages Deposit Minor events	\$550.00	\$550.00		N	H
Damages Deposit major events (high risk)	\$5,500.00	\$5,500.00		Y	H
Breach of cleaning charge	At full cost		Per service	Y	Q
Security Related Charges	<ul style="list-style-type: none"> • Lost Key – At full cost Recovery • Security Patrol Response – At full cost Recovery • Fire System Response – At full cost recovery 		Per service	Y	Q

Draft Fees and Charges 2018-19

Fee Name	Year 17/18 Last YR Fee (Incl. GST)	Year 18/19 Fee (Incl. GST)	Fee Basis	GST	Pricing Policy
Braidwood Showground					
Hire of Pavilion	\$220.00	\$220.00	Per day	Y	G
User group (Pavilion)	\$165.00	\$165.00	Per day	Y	G
Hire of Ground Reserve (including old toilets)	\$165.00	\$165.00	Per day	Y	G
User group (Grounds)	\$110.00	\$110.00	Per day	Y	G
Camping (Primitive) per car: use Disabled Toilet only	\$25.00	\$25.00	Per car	Y	G
Camping (Primitive) per car: use full Toilet facilities	\$5.00	\$5.00	Per car	Y	G
User Group Camping (Primitive) per car	No Charge		Per car	Y	A
Hire of Harry Collett Stand	\$110.00	\$110.00	Per day	Y	G
User Group (Harry Collett Stand)	No Charge		Per day	Y	A
Hire of P.A. System	\$55.00	\$55.00	Per day	Y	G
User Group use of P.A. System	No Charge		Per day	Y	A
Cleaning bond for casual hirers of pavilion	\$500.00	\$500.00		N	G
Cleaning bond for User groups	No Charge			N	A
Hire of New Amenities	\$165.00	\$165.00	Per day	Y	G
User Group (New Amenities)	\$100.00	\$100.00	Per day	Y	G
Hire of Ground (Water Levy)	\$100.00	\$100.00		Y	G
User Group (Water Levy)	\$100.00	\$100.00		Y	G
Weekly Hire to be negotiated with Section 355 Committee	Negotiated with Committee			Y	G
Hire of Back Paddock	\$110.00	\$110.00		Y	G
Security Related Charges	<ul style="list-style-type: none"> • Lost Key – At full cost Recovery • Security Patrol Response – At full cost Recovery • Fire System Response – At full cost recovery 			Y	H

Draft Fees and Charges 2018-19

Fee Name	Year 17/18 Last YR Fee (Incl. GST)	Year 18/19 Fee (Incl. GST)	Fee Basis	GST	Pricing Policy
----------	--	----------------------------------	-----------	-----	-------------------

Other

Promotional Material

Queanbeyan Postcard	\$1.00	\$1.00		N	N
Queanbeyan T-Shirt	\$10.00	\$10.00	Per item	N	N
Queanbeyan Polo Shirt	\$35.00	\$35.00		N	N

Carpark Management Agreement

Woolworths, Queanbeyan Annual Management Fee	\$5,623.75	\$5,623.75	Per year	Y	N
Riverside Plaza, Queanbeyan Annual Management Fee	\$5,948.80	\$5,948.80	Per year	Y	N

Learning and Organisational Development Services

Learning and Organisational Development Services	Calculate on application		Per service	Y	N
--	--------------------------	--	-------------	---	---

South East Weight of Loads

South East Weight of Loads	Determined by legislation			N	M
----------------------------	---------------------------	--	--	---	---

Stormwater Drainage

Urban Stormwater Drainage	Calculate on Application			N	N
---------------------------	--------------------------	--	--	---	---

Subpoena Processing

Minimum Charge – Includes first hour of processing	\$118.00	\$121.00	Per service	N	H
Processing Charge – Per hour thereafter	\$89.00	\$92.00	Per hour	N	H

Expressions of Interest/Tender Documentation

Tenderlink Copy	No Charge			N	H
Paper Copy	\$150.00	\$150.00		N	H

Draft Fees and Charges 2018-19

Fee Name	Year 17/18 Last YR Fee (Incl. GST)	Year 18/19 Fee (Incl. GST)	Fee Basis	GST	Pricing Policy
----------	--	----------------------------------	-----------	-----	-------------------

Warning Signs

Rainwater sign	\$13.00	\$13.00	Per sign	Y	L
Effluent area sign	\$13.00	\$13.00	Per sign	Y	L
Reuse Water/Grey Water sign	\$13.00	\$13.00	Per Sign	Y	L

Agistment – Horses at Nimrod Road Paddock

Week	\$30.00	\$30.00	Per week	Y	N
Month	\$95.00	\$95.00	Per month	Y	N
Quarter	\$285.00	\$285.00	Per quarter	Y	N
Key deposit for agistment (refundable)	\$200.00	\$200.00		N	N

* Lost keys charged at full replacement cost

Filming Protocol

Filming approval application fee – Ultra Low impact	No Charge		Per application	N	M
Filming Application Fee – Low Impact	\$150.00	\$150.00	Per application	N	M
Filming Application Fee – Medium Impact	\$300.00	\$300.00	Per application	N	M
Filming Application Fee – High Impact	\$500.00	\$500.00	Per application	N	M
Filming Traffic Management Plan Assessment – Low Impact	\$100.00	\$100.00		N	M
Filming Traffic Management Plan Assessment – Medium Impact	\$300.00	\$300.00		N	M
Filming Traffic Management Plan Assessment – High Impact	\$500.00	\$500.00		N	M
Filming approval – major revision	75% of the original application fee			N	M
Other services to Filming activities	As per negotiated rates			N	M

Tree and Vegetation Management Permit

1 to 10 Trees	No Charge			N	H
More than 10 Trees	New	\$115.00	Per tree	N	H
Native Vegetation Clearing	New	\$115.00		N	H

Draft Fees and Charges 2018-19

Fee Name	Year 17/18 Last YR Fee (Incl. GST)	Year 18/19 Fee (Incl. GST)	Fee Basis	GST	Pricing Policy
The Q – Queanbeyan Performing Arts Centre					
Performance Hire					
The Q Theatre (Monday to Sunday)					
Commercial Rates					
Single Performance	\$1,400.00	\$1,440.00		Y	N
Additional Performance (same day)	\$850.00	\$874.00		Y	N
Non-Performance Days	\$700.00	\$720.00	Per day	Y	N
Community Rates					
Single Performance	\$700.00	\$720.00		Y	G
Additional Performance (same day)	\$425.00	\$437.00		Y	G
Non-Performance Days	\$350.00	\$360.00	Per day	Y	G
Optional Extras					
Technical Support	At Full Cost Recovery			Y	H
Merchandising /selling programs	Negotiated by Contract			Y	N
Additional Fees					
Front of House Manager (Per Hour)	\$60.00	\$60.00	Per hour	Y	H
Box Office Staff (Per Hour)	\$50.00	\$50.00	Per hour	Y	H
Security, Equipment or Cleaning Breach	At Full Cost Recovery			Y	H
Security Related Charges					
• Fire System Response – At full cost recovery					
Deposit – Non Refundable	\$1,000.00	\$1,000.00		N	N
Administration Fee	5% of hire fee			Y	N

Draft Fees and Charges 2018-19

Fee Name	Year 17/18 Last YR Fee (Incl. GST)	Year 18/19 Fee (Incl. GST)	Fee Basis	GST	Pricing Policy
Foyer Hire					
Foyer Hire (Monday to Thursday)					
Commercial Rates					
Per Day	\$682.00	\$700.00		Y	N
Community Rates					
Per Day	\$341.00	\$350.00		Y	G
Foyer Hire (Friday to Sunday)					
Commercial Rates					
Per Day	\$840.00	\$860.00		Y	N
Community Rates					
Per Day	\$420.00	\$430.00		Y	G
Door 3 Art Space					
Community Rates					
Door 3 Art Space – Per Week	\$260 per week plus 22% commission			Y	G
Optional Extras					
Wireless Internet	\$55.00	\$55.00	Per day	Y	N
Technical Support	At Full Cost Recovery			Y	H

Draft Fees and Charges 2018-19

Fee Name	Year 17/18 Last YR Fee (Incl. GST)	Year 18/19 Fee (Incl. GST)	Fee Basis	GST	Pricing Policy
Additional Fees					
Refundable Bond	\$100.00	\$100.00		N	Q
* Refundable if conditions of hire are met					
Security, Equipment or Cleaning Breach	At Full Cost Recovery			Y	Q
Conference Hire					
The Q Theatre (Monday to Thursday)					
Commercial Rates					
Half Day	\$900.00	\$920.00	Per half day	Y	N
Full Day	\$1,800.00	\$1,840.00	Per full day	Y	N
Community Rates					
Half Day	\$450.00	\$460.00	Per half day	Y	G
Full Day	\$900.00	\$920.00	Per full day	Y	G
The Q Theatre (Friday to Saturday)					
Commercial Rates					
Half Day	\$1,050.00	\$1,070.00	Per half day	Y	N
Full Day	\$2,100.00	\$2,140.00	Per full day	Y	N
Community Rates					
Half Day	\$525.00	\$535.00	Per half day	Y	G
Full Day	\$1,050.00	\$1,070.00	Per full day	Y	G

Draft Fees and Charges 2018-19

Fee Name	Year 17/18 Last YR Fee (Incl. GST)	Year 18/19 Fee (Incl. GST)	Fee Basis	GST	Pricing Policy
<i>The Q Theatre (Sunday & Public Holidays)</i>					
<i>Commercial Rates</i>					
Half Day	\$1,250.00	\$1,280.00	Per half day	Y	N
Full Day	\$2,500.00	\$2,560.00	Per full day	Y	N
<i>Community Rates</i>					
Half Day	\$625.00	\$640.00	Per half day	Y	G
Full Day	\$1,250.00	\$1,280.00	Per full day	Y	G
<i>Optional Extras</i>					
Wireless Internet	\$55.00	\$55.00	Per day	Y	N
Technician's Services (fee per hour)	At full cost			Y	H
<i>Additional Fees</i>					
Refundable Bond	\$100.00	\$100.00		N	Q
* Refundable if conditions of hire are met					
Security, Equipment of Cleaning Breach	At Full Cost Recovery			Y	Q
Security Related Charges					
• Lost Key – At full cost Recovery					
• Security Patrol Response – At full cost Recovery					
• Fire System Response – At full cost recovery					

Draft Fees and Charges 2018-19

Fee Name	Year 17/18 Last YR Fee (Incl. GST)	Year 18/19 Fee (Incl. GST)	Fee Basis	GST	Pricing Policy
----------	--	----------------------------------	-----------	-----	-------------------

Ticketing

Commercial and Community Rates

Set up fee	\$65.00	\$75.00	Per standard setup	Y	N
On selling fee per event	\$4.00	\$4.00	Per ticket	Y	N
Charge for promoters complimentary ticket	\$1.50	\$1.50	Per ticket	Y	N
Credit Card Merchant Charges	At Full Cost Recovery (rates available on application)			Y	N
Performance cancellation	Box office charges to promoter for administration of ticket refunds x 2			Y	N
Booking Fee Per Transaction – Telephone, Internet or Mail	\$4.00	\$4.00	Per transaction	Y	N
Piano Tuning	At full cost recovery		Per day	Y	H

Commercial Rates

Sound System	\$565.00	\$565.00	Per day	Y	N
Lighting Desk	\$565.00	\$565.00	Per day	Y	N
Digital Grand Piano	\$225.00	\$225.00	Per day	Y	N
Concert Grand Piano	\$300.00	\$300.00	Per day	Y	N

Community Rates

Sound System	\$282.50	\$282.50	Per day	Y	G
Lighting Desk	\$282.50	\$282.50	Per day	Y	G
Digital Grand Piano	\$112.50	\$112.50	Per day	Y	G
Concert Grand Piano (per day)	\$150.00	\$150.00	Per day	Y	G

Hire of Equipment and Other Services

Equipment Hire Charges	Negotiated by Contract			Y	N
------------------------	------------------------	--	--	---	---

Draft Fees and Charges 2018-19

Fee Name	Year 17/18 Last YR Fee (Incl. GST)	Year 18/19 Fee (Incl. GST)	Fee Basis	GST	Pricing Policy
----------	--	----------------------------------	-----------	-----	-------------------

The Queanbeyan Indoor Sports Centre

Note: Pro-rata prices apply

Private Coaching Lessons	\$40.00	\$40.00	Per 30 minutes	Y	N
--------------------------	---------	---------	----------------	---	---

Adult Sports

Floorball 6 a side competition	\$1,250.00	\$1,250.00	Per competition	Y	N
Soccer	\$1,000.00	\$1,000.00	Per competition	Y	N
Netball (7 a side)	\$1,250.00	\$1,250.00	Per competition	Y	N
Tri-sports	\$1,000.00	\$1,000.00	Per competition	Y	N
Dodgeball	\$1,000.00	\$1,000.00	Per competition	Y	N
Floorball	\$1,000.00	\$1,000.00	Per competition	Y	N
Volleyball	\$1,100.00	\$1,100.00	Per competition	Y	N
Cricket	New	\$1,250.00	Per competition	Y	N
Soccer (Promotional Offer)	New	\$200.00	Per competition	Y	N
Tournaments	New	\$200.00	Per competition	Y	N
Ultimate (Indoor)	New	\$1,000.00	Per competition	Y	N
Ultimate (Outdoor)	New	\$1,250.00	Per competition	Y	N
Touch (Indoor)	New	\$1,100.00	Per competition	Y	N
Touch (Outdoor)	New	\$1,250.00	Per competition	Y	N
AFL 9s (Outdoor)	New	\$1,250.00	Per competition	Y	N
Squash	New	\$200.00	Per player per competition	Y	N

Draft Fees and Charges 2018-19

Fee Name	Year 17/18 Last YR Fee (Incl. GST)	Year 18/19 Fee (Incl. GST)	Fee Basis	GST	Pricing Policy
Junior Sports					
Futsal Training	\$165.00	\$165.00	Per term	Y	N
Futsal Competition	\$200.00	\$200.00	Per semester	Y	N
Indoor Cricket	\$165.00	\$165.00	Per term	Y	N
Junior Netball	\$165.00	\$165.00	Per term	Y	N
Junior Tennis	\$165.00	\$165.00	Per term	Y	N
Junior Floorball	\$165.00	\$165.00	Per term	Y	N
FPMS	\$165.00	\$165.00	Per term	Y	N
Combination Sport (Swimming and Sport)	\$220.00	\$220.00	Per term	Y	N
* \$150 payable to Q-One Aquatics and \$70 to Q-One Indoor Sports.					
Squash	New	\$165.00	Per term	Y	N
Junior Sports T-Shirt	New	\$25.00	Per T-Shirt	Y	N
Entertainment Programs					
Birthday Parties (10 children) – Basic Party Pack	\$200.00	\$200.00	Per 2 hour party	Y	N
Birthday Parties (10 kids) – Silver Party Pack	\$300.00	\$300.00	Per 2 hour party	Y	N
Birthday Parties (10 kids) – Gold Party Pack	\$350.00	\$350.00	Per 2 hour party	Y	N
Birthday Parties (10 kids) – Platinum Party Pack	\$400.00	\$400.00	Per 2 hour party	Y	N
Birthday Party Extra Child	\$15.00	\$15.00	Per child	Y	N
Entertainment Pack	\$200.00	\$200.00	Per 1 hour session	Y	N
Schools Programs					
Schools Program	\$4.50	\$4.50	Per child per hour	Y	N
School Holiday Program – Full Day	\$70.00	\$70.00	Per child per day	Y	N
School Holiday Program – Half Day	\$40.00	\$40.00	Per child per half day	Y	N
Home School Program	\$80.00	\$80.00	Per student per term	Y	H

Draft Fees and Charges 2018-19

Fee Name	Year 17/18 Last YR Fee (Incl. GST)	Year 18/19 Fee (Incl. GST)	Fee Basis	GST	Pricing Policy
Leisure and Lifestyle Programs					
Adult (Single Pass)	New	\$15.50		Y	N
Child, Senior and Student (Single Pass)	New	\$12.50		Y	N
Concession (Single Pass)	New	\$10.50		Y	N
General Hire					
Court Hire (Week Days) (All Courts Except Squash) *50% discount available to eligible community groups.	\$50.00	\$50.00	Per hour	Y	N
Court Hire (Weekends) (All Courts Except Squash) *50% discount available to eligible community groups.	\$60.00	\$60.00	Per hour	Y	N
Off Peak Court Hire – 10 hour pass \$200 (All Courts Except Squash) *Off Peak is before 3pm weekdays.	\$200.00	\$200.00		Y	N
Squash Court Hire (Commercial)	New	\$20.00	Per hour, per court	Y	N
Squash Court Hire (Community)	New	\$15.00	Per hour, per court	Y	N
Other Fees and Charges					
Security Related Charges	<ul style="list-style-type: none"> • Lost Key – At full cost Recovery • Security Patrol Response – At full cost Recovery • Fire System Response – At full cost recovery 			Y	H

Draft Fees and Charges 2018-19

Fee Name	Year 17/18 Last YR Fee (Incl. GST)	Year 18/19 Fee (Incl. GST)	Fee Basis	GST	Pricing Policy
----------	--	----------------------------------	-----------	-----	-------------------

Waste Management Charges

Domestic Waste Management – Former Queanbeyan Only

Change of Service

To change from 240L garbage service (DW2) to 140L garbage service (DW1)	No Fee			N	A
To change from 140L garbage service (DW1) to 240L garbage service (DW2)	\$84.00	\$86.00	Per service	N	Q

One off Collection Charges

Note: All charges payable in advance

One off supply, empty and retrieve 240L bin – or equivalent capacity	\$42.00	\$43.00	Per bin	N	H
One off empty on request of any bin. Includes bins which have not been presented on collection day, contaminated or require an extra service. Requested by owner/Managing Agent. Must be paid in advance prior to collection	\$42.00	\$43.00	Per bin	N	H
Additional Clean Up Service on request – Per 3 cubic metres (m3) (standard Clean Up Collection)	\$79.00	\$81.00	Per 3m3	N	N

Mobile Bin Replacement

Note: All charges payable in advance of delivery

Supply of replacement 140L garbage bin	\$85.00	\$87.00	Per bin	N	H
Supply of replacement 240L garbage, recycling or greenwaste bin	\$117.00	\$120.00	Per bin	N	H
Supply of replacement 360L recycle bin	\$122.00	\$125.00	Per bin	N	H

Wheel in Wheel out service

Wheel in wheel out service for pensioner or disabled person.	\$133.00	\$137.00	Per service	N	H
--	----------	----------	-------------	---	---

Business Waste Management – Former Queanbeyan Only

One Off Collection Charges – Commercial (LGA s502)

Note: All charges payable in advance

One off supply, empty and retrieve 240L garbage bin – per bin or equivalent capacity	\$42.00	\$43.00	Per bin	N	H
One off empty on request of any bin. Includes bins which have not been presented on collection day, contaminated or require an extra service. Requested by owner/Managing Agent. Must be paid in advance prior to collection	\$42.00	\$43.00	Per bin	N	H

Draft Fees and Charges 2018-19

Fee Name	Year 17/18 Last YR Fee (Incl. GST)	Year 18/19 Fee (Incl. GST)	Fee Basis	GST	Pricing Policy
----------	--	----------------------------------	-----------	-----	-------------------

Domestic Waste Management – Former Palerang Only

Supply of Extra Bins – Non Urban/Hamlet Waste

Note: For extra bins in bin compound 75% of charges below apply.

Household Waste bin 140L + Delivery	\$107.00	\$107.00	Per bin	N	J
Household Waste bin 240L + Delivery	\$165.00	\$165.00	Per bin	N	J
Household Waste bin 360L + Delivery	\$228.00	\$228.00	Per bin	N	J
Recycling Bin 240L + Delivery	\$83.00	\$83.00	Per bin	N	J
Recycling Bin 360L + Delivery	\$126.00	\$126.00	Per bin	N	J

Replacement Bins Lost or Stolen

Replacement of 240L bin where stolen or damaged	\$98.00	\$98.00	Per bin	N	J
Replacement of 140L bin where stolen or damaged	\$86.00	\$86.00	Per bin	N	J
Replacement of 360L bin where lost, stolen or damaged	\$108.00	\$108.00	Per bin	N	J

Business Waste Management – Former Palerang Only

Replacement Bins Lost or Stolen

Replacement of 240L Waste bin where stolen or damaged	\$100.00	\$100.00	Per bin	N	J
Replacement of 140L Waste bin where stolen or damaged	\$86.00	\$86.00	Per bin	N	J
Replacement of 360L bin where lost, stolen or damaged	\$110.00	\$110.00	Per bin	N	J

Draft Fees and Charges 2018-19

Fee Name	Year 17/18 Last YR Fee (Incl. GST)	Year 18/19 Fee (Incl. GST)	Fee Basis	GST	Pricing Policy
----------	--	----------------------------------	-----------	-----	-------------------

Waste Minimisation Centre (WAMI)

Sale of Shredded Green Waste

Per cubic metre (m3)	\$15.00	\$15.00	Per m3	N	N
Utility/Trailer (standard 6'x4' trailer)	\$10.00	\$10.00		Y	N

Sale of Decomposed Shredded Green Waste

Per cubic metre (m3)	\$25.00	\$25.00	Per m3	Y	N
----------------------	---------	---------	--------	---	---

Delivery (depending on distance)

Queanbeyan	\$36.00	\$36.00		Y	N
Canberra/Burra	\$72.00	\$72.00		Y	N
Other areas by quotation based on an hourly rate	\$94.00	\$94.00		Y	N

Sale of Pastuerised Kerbside Greenwaste Mulch

Note: Minimum purchase 30 cubic metres

Greenwaste (per cubic metre (m3))	\$5.00	\$5.00	Per m3	Y	N
-----------------------------------	--------	--------	--------	---	---

Commercial Users Fee Utilities and Trailers

Note: Vehicles with both a ute and trailer will be charged for both (e.g. ute and trailer = 2 times the per visit charge).

Per visit	\$7.00	\$7.00	Per visit	Y	N
-----------	--------	--------	-----------	---	---

Trucks

Note: Up to 2t GVM, residential greenwaste only

Per visit	\$14.00	\$14.00	Per visit	Y	N
-----------	---------	---------	-----------	---	---

Draft Fees and Charges 2018-19

Fee Name	Year 17/18 Last YR Fee (Incl. GST)	Year 18/19 Fee (Incl. GST)	Fee Basis	GST	Pricing Policy
Large Trucks (Up to 4.5t, residential greenwaste only)					
Note: Up to 4.5t GVM, residential greenwaste only					
Per visit only	\$41.00	\$41.00	Per visit	Y	N

Draft Fees and Charges 2018-19

Fee Name	Year 17/18 Last YR Fee (Incl. GST)	Year 18/19 Fee (Incl. GST)	Fee Basis	GST	Pricing Policy
----------	--	----------------------------------	-----------	-----	-------------------

Water Supply System

Water Supply Charges (Miscellaneous)

Raise and lowering of potable/recycled water service in Googong	\$587.00	\$601.00	Per service	N	H
Repair of Water Service in Googong	\$554.00	\$567.00	Per service	N	H
* An extra \$32 fee will apply for any additional repair of other water services adjacent to the broken water service.					
Bungendore STP Administration Fee	\$65.00	\$65.00	Per service	N	G
Supply of Non-Potable Water from Bungendore STP (\$/kL)	\$2.04	\$2.04	Per kilolitre	N	H
Queanbeyan Depot Overhead Standpipe Water Usage per KL (minimum of \$55)	\$5.50	\$5.50	Per kilolitre	N	H
Portable Council Issued Standpipe Water Usage per KL	New	\$5.50	Per kilolitre	N	H
Statement of Water Pressures (Field Tests and Letter)	\$250.00	\$256.00		N	H
Lower or Raise Services	\$682.00	\$698.00		N	H
Repair of water services including new meter cock (20mm diameter)	\$714.00	\$731.00		N	H
Installation and removal of a temporary water use data logger on a mechanical water meter	\$55.00	\$57.00		N	H
Administration Fee for Installation of Water Meter Data Logger	\$60.00	\$62.00	Per application	N	H
Water Meter Data Logger – Refundable Security Deposit	\$310.00	\$318.00		N	H
Water Meter Data Logger – Monthly Rent	\$32.50	\$33.50	Per month	N	H
Water Meter Test Fee (20mm only)	\$280.00	\$287.00	Per test	N	H

Water Back Flow Prevention

Initial Device Inspection and Registration (per Visit)	\$133.00	\$137.00	Per visit	N	H
Annual Device Registration	\$40.50	\$41.50		N	H
Late Device Testing/ Registration (per Month)	\$80.00	\$82.00	Per month	N	H
Purchase of Back flow Test and Maintenance Report Books (per bin)	\$35.00	\$36.00	Per bin	N	H

Disconnection/Reconnection Fees

Normal Business Hours	\$685.00	\$701.00	Per reconnection	N	H
After Business Hours	\$1,071.00	\$1,100.00	Per reconnection	N	H

Draft Fees and Charges 2018-19

Fee Name	Year 17/18 Last YR Fee (Incl. GST)	Year 18/19 Fee (Incl. GST)	Fee Basis	GST	Pricing Policy
Other Charges					
Metered Standpipe Application Administration fee	\$65.00	\$67.00		N	H
Assessment of sewerage and water designs and to provide design input on new infrastructure such as, but not limited to: Trunk main design* Pressure main design* Treatment facility design* Pump Station design(Principle Engineer, Manager, Group Manager and independent party consultants for design advice)	Cost recovery + 15%			N	H
Refundable deposit for Hire of Metered Standpipe	\$3,830.00	\$3,920.00		N	H
Monthly vehicle and standpipe inspection and reading fee	\$64.00	\$66.00		N	H
Quarterly vehicle and standpipe inspection and reading fee (low volume users, less than 30kl per month) – on application only	New	\$66.00		N	H
Water Quality Laboratory Analyses for testing and commissioning new mains and connections.	At cost plus 15%			N	H
Purchase of PVC Meter Box and Install – 20 mm connection only	\$263.00	\$270.00		N	H
Purchase of PVC meterbox only (20mm connection)	\$166.00	\$170.00		N	H
Water Restrictor Installation/Removal	\$155.00	\$159.00	Per service	N	H
Inspection fees. (Inspection of water mains, water services, third party installations, etc.)	Cost recovery			N	H
Repair and restoration of third party damage to Council Water and Sewerage assets	Cost recovery			N	H

Residences and Units

Note: Installation assumes simple installation where there is no road crossing or reinstatement of footpaths or underground services.

1-2 ET

20mm V100 Ball Joint Cold Water Meter + 20mm V100 XR Emeris Meter Interface Unit (Electronic Meter)	\$368.00	\$377.00	Per meter	N	H
20mm Service	\$970.00	\$993.00	Per installation	N	H

3-5 ET

25mm V100 Ball Joint Cold Water Meter	\$566.00	\$580.00	per meter	N	H
25mm Service	\$1,225.00	\$1,260.00	Per installation	N	H

Other installations

Note: Special arrangements need to be made for large users and fire mains

Draft Fees and Charges 2018-19

Fee Name	Year 17/18 Last YR Fee (Incl. GST)	Year 18/19 Fee (Incl. GST)	Fee Basis	GST	Pricing Policy
----------	--	----------------------------------	-----------	-----	-------------------

Installations not specifically addressed elsewhere

Materials and installation	Calculate per application	Per installation	N	H
----------------------------	---------------------------	------------------	---	---

Draft Fees and Charges 2018-19

Fee Name	Year 17/18 Last YR Fee (Incl. GST)	Year 18/19 Fee (Incl. GST)	Fee Basis	GST	Pricing Policy
Weed Control					
Weed Control Compliance					
Re-inspection to check compliance with a biosecurity duty and that duty has not been discharged * minimum 1 hour, thereafter in 15 minute intervals	\$150.00	\$154.00	Per hour	N	H
Weed control compliance administration * minimum 1 hour, thereafter in 15 minute intervals	\$150.00	\$154.00	Per hour	N	H
Application for permit under Biosecurity Act 2015 s.341	New	\$720.00		N	M
Certificate as to weed control notices, expenses and charges on the land from the repealed Noxious Weeds Act 1993	New	\$200.00		N	M
Weed Control Action					
Biosecurity weed control actions under the Biosecurity Act 2015 – One ground operator per hour plus chemicals at cost * minimum 1 hour, thereafter in 15 minute intervals or part thereof	\$120.00	\$123.00	Per hour	N	H
Biosecurity weed control actions under the Biosecurity Act 2015 – Two ground operators per hour plus chemicals at cost * minimum 1 hour, thereafter in 15 minute intervals or part thereof	\$160.00	\$164.00	Per hour	N	H
Enforced weed control – Other control methods (aerial, aquatic, etc) at cost + 30%	By quotation			N	H



QUEANBEYAN-PALERANG REGIONAL COUNCIL

Draft Revenue Policy

2018-19



Offices: Council headquarters – 256 Crawford St
Bungendore Office – 10 Majara St
Braidwood Office – 144 Wallace St

Contact: **Phone: 1300 735 025**
E: council@qprc.nsw.gov.au
W: www.qprc.nsw.gov.au

Table of Contents

Executive summary	5
Rates and Charges	7
Rate pegging	8
Land Value	9
Structure of the Ordinary Rate	9
Ordinary base amounts	9
Ad valorem rate	9
Rating categories and sub-categories	10
Residential (Section 516 LGA)	10
Farmland (Section 515 LGA)	10
Mining (Section 517 LGA)	11
Business (Section 518 LGA)	11
Rating sub-categories (Section 529 LGA)	11
Summary of Typical Rates and Charges Bill for Queanbeyan-Palerang properties	17
Pensioner Rebates and Hardship	18
Payment by Instalments	18
Charges on overdue rates	19
Statement of Charges to be Levied	19
Water Annual Charges - Potable	20
Individual metering - units	20
Annual Water Access Charges for former Queanbeyan City Council properties	21
Annual Water Access Charges for former Palerang Council – Residential Properties	22
Annual Water Access Charges for former Palerang Council – Non-Residential Properties	22
Water Meter Size Reassessment Policy	23
Water Usage Charges - Potable water	24
Water Usage Charges – former Queanbeyan City Council	24
Water Usage Charges – former Palerang Council	25
Water Fixed Charges – Recycled Water	26
Water Usage Charges - Recycled Water	27
Sewerage Access Charges	28
Annual Sewerage Access Charges for former Queanbeyan City Council Residential properties	28

Annual Sewerage Access Charges for former Queanbeyan City Council Non-Residential properties	29
Annual Sewerage Access Charges for former Palerang Council Residential properties	30
Annual Sewerage Access Charges for former Palerang Council Non-Residential properties	30
Sewerage Usage Charges (Section 502 of the LGA)	31
Liquid Trade Waste Charges	32
Liquid Trade Waste Annual Charges and Usage Charges for Former Queanbeyan City Council	33
Liquid Trade Waste Annual Charges and Usage Charges for Former Palerang Council	33
Water and Sewerage Dividend	34
Domestic Waste Management.....	34
Domestic Waste Charges former Queanbeyan City Council 2018-19	34
Domestic Waste Charges former Palerang Council 2018-19	38
Business Waste Management	41
Optional Business Waste Services former Queanbeyan City Council 2018-19	42
Optional Business Waste Services former Palerang Council 2018-19	43
General Waste Rules and Definitions	45
Stormwater Management Services Charge.....	46
Pricing Policy	50

Executive summary

Rates and annual charges make up around 59% of Queanbeyan-Palerang Regional Council's annual operating income. We use this income to provide residents with a wide range of services and activities across the Local Government Area.

Council is required under the Local Government Act 1993 to develop a Revenue Policy which covers general rates, and water and sewer access and usage charges, and waste charges. We have a separate pricing policy.

Overview:

- compliance with Local Government Act 1993
- compliance with terms of relevant special rate variations approved by Independent Pricing and Regulatory Tribunal (IPART)
- Council's income is restricted by the rate path freeze until 2020-21
- affordability of rates and charges
- capacity of those rates and charges to fund the maintenance and renewal our assets and provide services to the community, at acceptable levels
- general rates base charge is directed towards the cost of community service obligations (ie the gap between provision of the service and fees received, such as libraries and pools) and general governance expenses (eg community engagement, planning and reporting)
- general rates ad valorem portion is directed towards the maintenance and renewal or infrastructure and servicing the debt for that infrastructure
- fees and charges associated with water, sewer and waste businesses fund the operation of those services

Key points in this Revenue Policy:

- Council will apply the full rate peg amount of 2.3% to the total general rate yield of \$35.9m, as set by the Independent Pricing and Regulatory Tribunal, raising an additional approximate \$800,000
- Water, sewer and waste charges will also increase by 2.3%.
- Council is unable to commence harmonisation of general rates until 2020-21, meaning the rating structures put in place by the two former councils will remain until at least then.
- Residents of the former Palerang area will now be charged a single tariff for water usage, in line with NSW Best Practice Guidelines. Queanbeyan residents have operated under this system for several years.
- Council will continue to seek grant income for many services and projects, and much of the infrastructure capital works.
- The notion of a Special Rate Variation will be explored by staff, prior to being presented to councillors for consideration from 2020-21.

Average residential bill increase for general rates, and water, sewer and waste charges:

- Queanbeyan - \$76
- Googong - \$88
- Jerrabomberra - \$86
- Bungendore - \$162
- Captains Flat - \$123
- Braidwood - \$150

Note: Bungendore, Captains Flat and Braidwood is slightly higher due to the change to water usage charges. Properties with higher water usage will be better off under the structure. An average consumption rate was used to calculate the average bill increases. Increase is based on water usage figures for previous year in Bungendore (200kl) Braidwood (175 kl) and Captains Flat (120kl).

The Revenue Policy is developed alongside Council's annual Operational Plan and placed on public exhibition for 28 days prior to its adoption by 30 June of each financial year. The rates and charges outlined in this document are then put in place for the relevant financial year.

Have a say

If you wish to make a submission on any of Council's draft documents, please go to yourvoice.qprc.nsw.gov.au and register. Alternatively, documents can be obtained from Council's three libraries and customer service centres at Queanbeyan, Braidwood and Bungendore. Comments close at 4.30pm on Monday 4 June 2018

Rates and Charges

The basic principle of Council rating is to levy properties within the Council area in order to recover the cost of providing general local government services to those properties. Rates and charges are Council's main source of recurrent income and are used to maintain and improve services and facilities for the community.

Rate pegging is determined by the Independent Pricing and Regulatory Tribunal (IPART) each year which sets the maximum general income Council can collect from ordinary rates. General income comprises income from ordinary rates and special rates, but does not include income from waste management charges, water and sewerage service and usage charges or stormwater management charges.

The total general income for the 2017-18 year is increased by 2.3% to determine the total general income yield which can be levied in 2018-19. This does not mean that each individual rate assessment will increase by that percentage, but does mean that Council's total income from ordinary rates cannot exceed this percentage increase, excluding new properties.

The notional general income for 2018-19 has been calculated as **\$35,946,165** with an increase of **\$808,549** being the approved 2.3% increase.

In 2010-11, the former Queanbeyan City Council introduced the CityCARE levy. This was a one-off increase to the rate base of 5.8%. The additional funds raised by the levy are quarantined and funds the maintenance and renewal of roads, footpaths, parks and sports fields within the Queanbeyan area. This only applies to residents within the former Queanbeyan City Local Government Area. The CityCARE levy contributes **\$1,547,982** to the total notional income for 2018-19.

Rate pegging

The rate peg is determined by the Independent Pricing and Regulatory Tribunal (IPART) each year and sets the maximum general income NSW councils can collect.

The rate peg determines the maximum percentage by which a council may increase its general income for the year, excluding the addition of new properties. The rate peg to apply to the 2018-19 financial year is 2.3 %.

On 28 November 2017, IPART announced that the rate peg for 2018-19 would be 2.3%. The rate peg was determined using a local government cost index and a productivity factor. The Local Government Cost Index (LGCI) increased by 2.3% in the year to September 2017. IPART has a zero adjustment for productivity. This resulted in a rate peg of 2.3% for 2018-19.

General income comprises income from ordinary rates and special rates. It does not include income from waste management, water and sewerage, or storm water management service charges.

In regular years, Council may request a special rate variation to general rate income greater than the annual rate peg by way of an application to IPART. Council is not able to consider a special rate variation for 2018-19 due to the NSW Government's rate freeze policy (see below).

Government Policy of freezing existing rate paths for newly-merged councils

The Local Government Amendment (Rates-Merged Council Areas) Bill 2017 was passed in parliament on 30 March 2017.

The Rate Freeze Policy determines the levying of rates by any newly-merged council for the three rating years. This means newly-merged councils are unable to apply for a special rate variation until 2020-21. This determination sets out the methodology that the new council is to apply when setting rates for land for the relevant period, including in relation to the following:

- a) the structure of rates,
- b) the categorisation or sub-categorisation of land for rating purposes,
- c) the calculation of the new council's notional general income for rating purposes,
- d) the treatment of any variation of a former council's notional general income under Part 2 of Chapter 15 that would have been applicable, had the amalgamation effected by the relevant proclamation not occurred, to the determination of rates and charges for land within the new area.

The effect of the Bill means that the rate structures for the two former councils cannot begin to be harmonised across the newly merged council until the rating year 2020/2021. This applies only to general rates and does not apply to water, sewer and waste pricing.

The 2018-19 Revenue Policy will outline the former Queanbeyan City Council Rates and Charges separately to the former Palerang Council Rates and Charges.

Non-Rateability (Sections 555 and 556 LGA)

All land is deemed to be rateable unless it is exempt from rates under the provisions of Sections 555 and 556 of the LGA.

Land Value

Ordinary rates are levied on all rateable parcels of land based on independent valuations provided by the Land and Property NSW agency on behalf of the Office of the NSW Valuer General. The land value used is the unimproved value (UV) of the land only and does not include the value of the home or other improvements on the land. The valuation base date used in 2018-19 is 1 July 2016.

Structure of the Ordinary Rate

In accordance with Section 497 of the LGA 1993, the structure of the Ordinary Rate may consist of:

- (a) An ad valorem amount (which may, in accordance with section 548, be subject to a minimum amount of the rate), or*
- (b) A base amount to which an ad valorem amount is added*

Ordinary base amounts

Council rates consist of a base amount to which an ad valorem charge is added. The system of base amounts is an attempt to provide some equity of the rate burden rather than if rates were levied solely on land values. The base charge recognizes that some of the benefits derived by ratepayers from the provision of Council works and services are shared equally by the community or a particular locality.

The philosophy behind the base charge is that the base amount should apply equally to all properties and the total income from the base amount should approximate the general administration costs of the Council, together with the cost of common services available to each property within the Council area.

The base amount applies equally to all properties within the same rating category or sub-category. The base amounts may be different in each rate category or sub-category, to reflect the different services of Council available to that category or sub-category. For example the Residential Googong base amount may be higher than the Residential Ordinary base amount because of the higher level of infrastructure maintenance required for the parks, sportsgrounds and recreational facilities at Googong Township.

Ad valorem rate

An ad valorem amount is a variable charge set as a proportion of the unimproved land value (UV) of the rateable property – that is, the value of the property without any buildings, houses or other capital investments.

The ad valorem rate is multiplied by the land valuation supplied by the Office of the Valuer General to determine the ad valorem charge.

The ad valorem rate applies to the land value of all rateable land in Council's area within the category or sub-category of the ordinary rate. Council may apply a differential ad valorem rate to each rating category and sub-category.

Rating categories and sub-categories

Section 494 of the LGA requires Council to make and levy ordinary rates on all rateable land for the year 2018-19. In accordance with the provisions of section 514 of the LGA, all parcels of rateable land in Council's area have been declared to be within one or other of the following categories:

- Farmland
- Residential
- Business
- Mining

Council has determined the category / sub category for each parcel of rateable land is in accordance with the definitions set out in Sections 515, 516, 517, 518, 519 and 529 of the LGA.

Residential (Section 516 LGA)

Section 516 of the LGA, provides that:

*"Land be categorised as '**residential**' if it is a parcel of rateable land valued as one assessment and:*

- (a) its dominant use is for residential accommodation (otherwise than as a hotel, motel, guest house, backpacker hostel or nursing home) or any other form of residential accommodation (not being a boarding house or a lodging house) prescribed by the regulations, or*
- (b) in the case of vacant land, it is zoned or otherwise designated for use under an environmental planning instrument (with or without development consent) for residential purposes, or*
- (c) it is rural residential land."*

Farmland (Section 515 LGA)

Section 515 of the LGA provides that: -

*"(1) Land is to be categorised as '**farmland**' if it is a parcel of rateable land valued as one assessment and its dominant use is for farming (that is, the business or industry of grazing, animal feedlots, dairying, pig farming, poultry farming, viticulture, orcharding, beekeeping, horticulture, vegetable growing, the growing of crops of any kind, forestry, oyster farming, or fish farming, within the meaning of the Fisheries Act and Oyster Farms 1935, or any combination of those businesses or industries) which:*

- (a) has a significant and substantial commercial purpose or character,*

(b) is engaged in for the purpose of profit on a continuous or repetitive basis (whether or not a profit is actually made).

(2) Land is not to be categorised as farmland if it is rural residential land.”

Mining (Section 517 LGA)

Section 517 of the LGA provides that: -

*“(1) Land is to be categorised as **mining** if it is a parcel of rateable land valued as one assessment and its dominant use is for a coal mine or metalliferous mine.”*

Business (Section 518 LGA)

Section 518 of the LGA provides that: -

*“Land is to be categorised as **‘business’** if it cannot be categorised as ‘farmland’, ‘residential or mining’”.*

Rating sub-categories (Section 529 LGA)

In accordance with Section 529 of the LGA, the former Queanbeyan City Council will continue to have sub-categories of the ‘Residential Ordinary’ rating category. These sub-categories are called:

- Residential Urban
- Residential Googong
- Residential Tralee
- Rural Residential

Each of the Residential sub-categories are declared to be ‘centre of population’ or ‘rural residential’ in accordance with this section of the LGA.

‘Rural Residential’ is defined within the LGA as:

rural residential land means land that:

(a) is the site of a dwelling, and

(b) is not less than 2 hectares and not more than 40 hectares in area, and

(c) is either:

(i) not zoned or otherwise designated for use under an environmental planning instrument, or

(ii) zoned or otherwise designated for use under such an instrument for non-urban purposes, and

(d) does not have a significant and substantial commercial purpose or character.

In 2018-19 properties in the former Queanbeyan City Council will levied in the following categories and sub-categories:

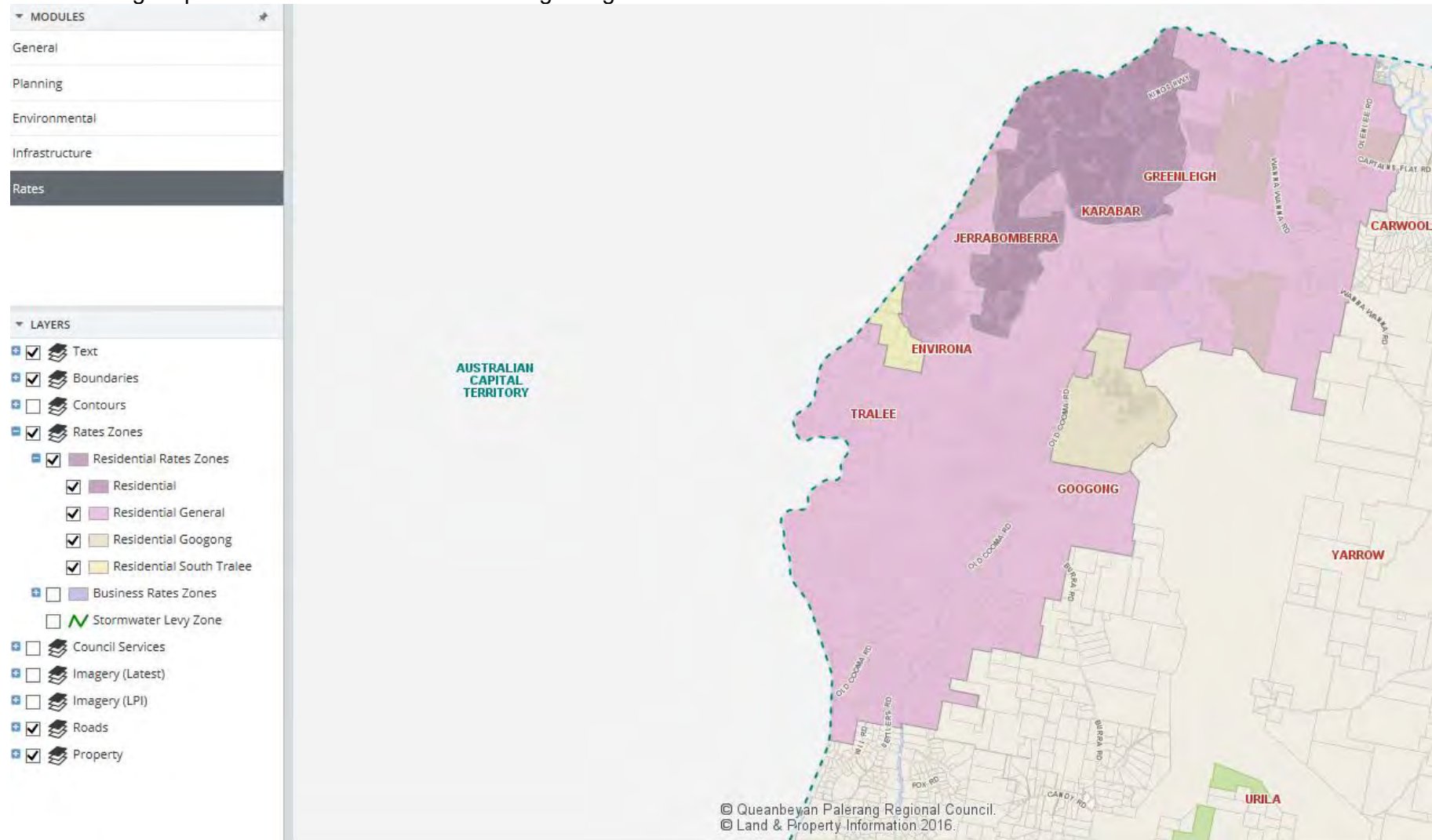
Category	Category	Category	Category
Residential Ordinary	Business Ordinary	Mining	Farmland
Sub-Category	Sub-Category		
Residential Urban	Business Queanbeyan CBD		
Residential Googong	Business Industrial		
Residential Tralee	Business – Jerrabomberra		
Rural Residential	Business – Karabar		
	Business - Googong		

In 2018-19 properties in the former Palerang Council will levied in the following categories:

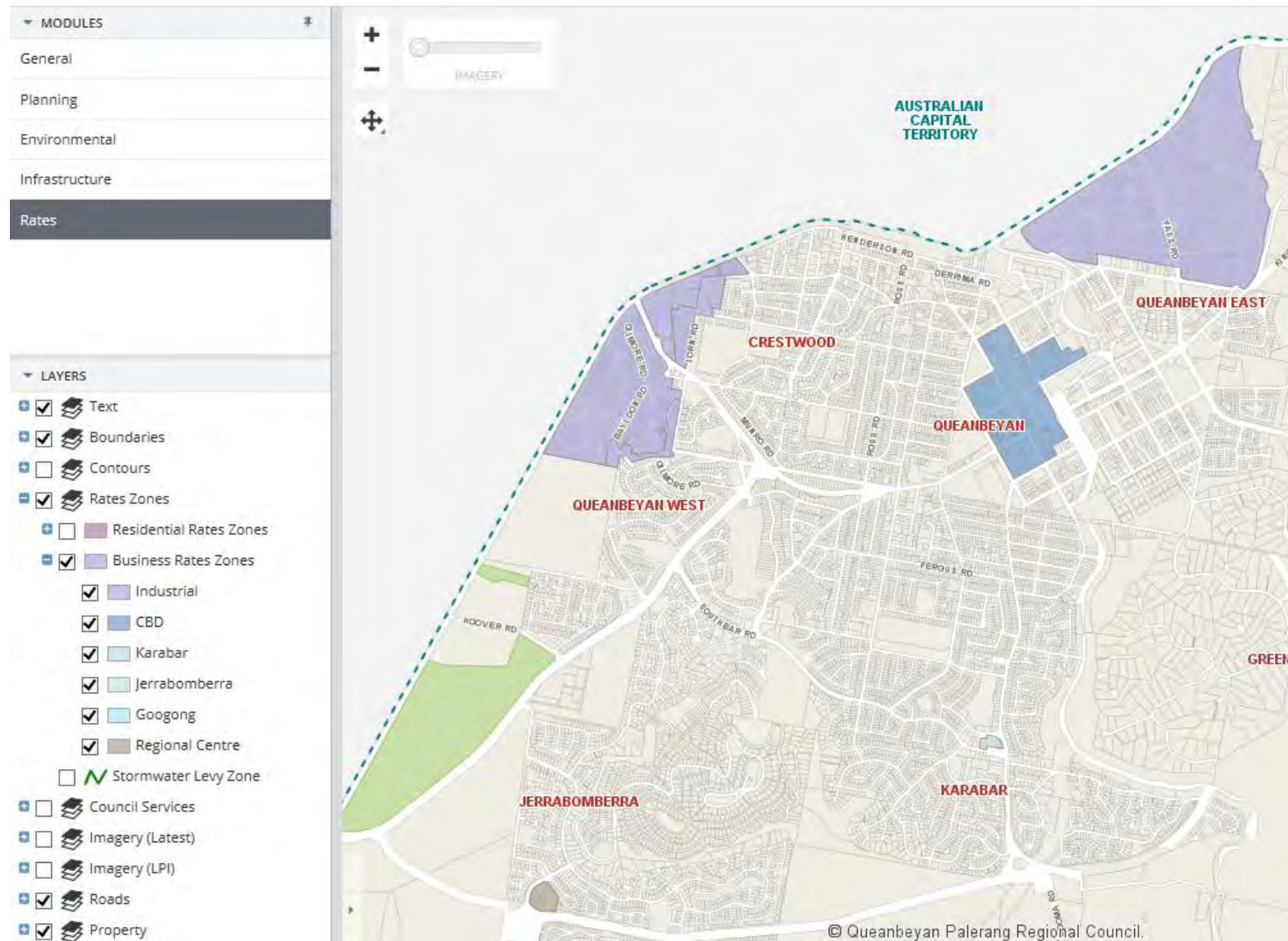
Category	Category	Category	Category
Residential Ordinary	Farmland	Business Ordinary	Mining

Residential Category and Sub-Categories in former Queanbeyan City Council area

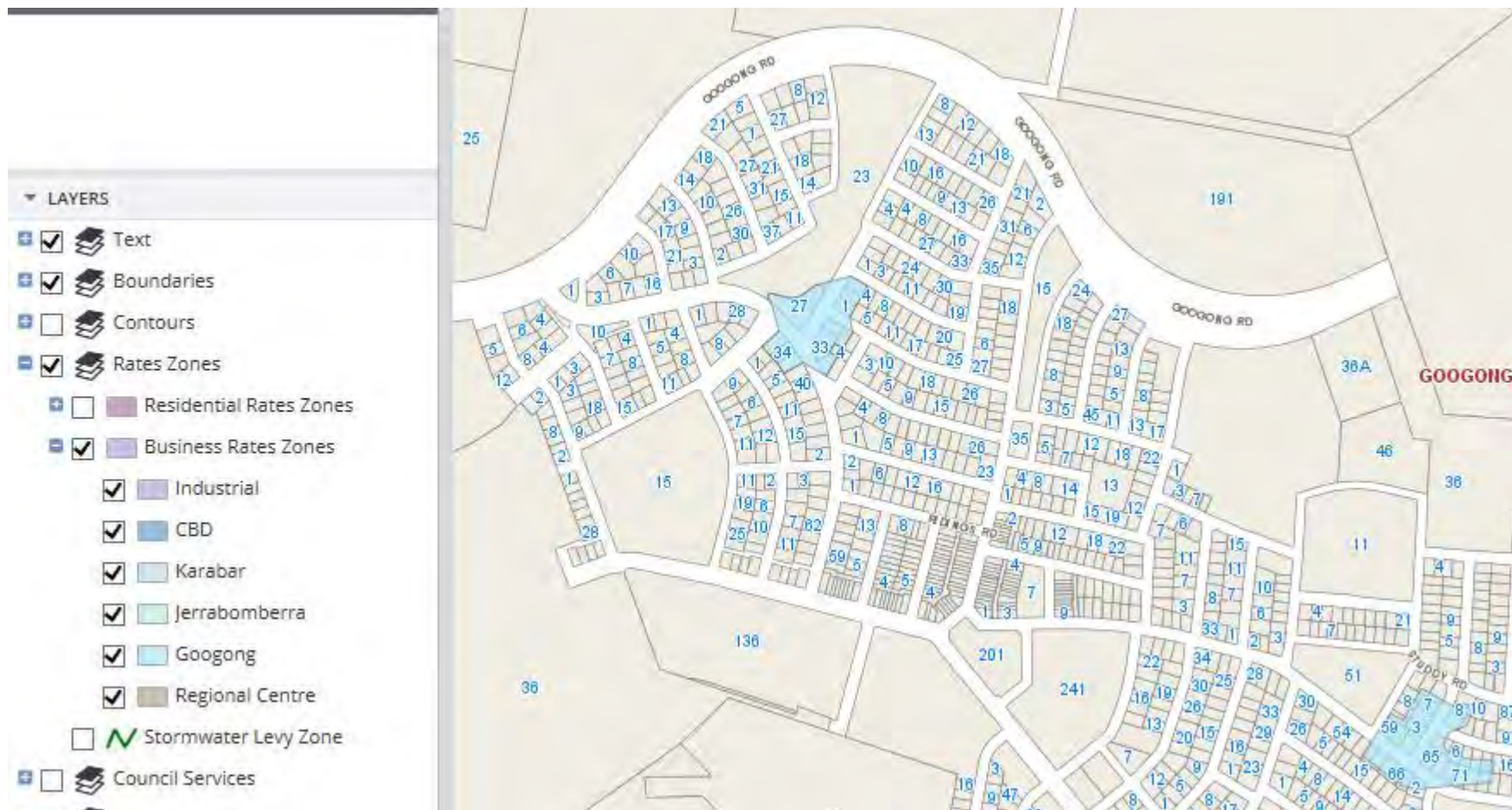
The following map illustrates the location of the rating categories.



Business Sub-categories in former Queanbeyan City Council area



Business Googong within the former Queanbeyan City Council area



General Rating Information – 2018-19 Rates and Charges

The notional income yield for 2018-19 totals \$35,946,165 and equates to an overall rate increase of 2.3% on the notional income for 2017-18. The rates to apply to each rating category/sub-category are shown below:

Rating Sub-Category	Number of Assess - March 2018	Ad Valorem Rate	Base Amount \$	Land Value 2016 base date	Ad Valorem Total	Base Amount Total	% base	Notional Income	Average Rate	% Revenue
Former Queanbeyan City Council area										
Residential – Ordinary	224	0.146	486.6	98,385,000	143,642	108,998	43.26%	252,641	\$1,128	0.70%
Residential – Urban	15,036	0.3849	317.8	3,285,086,979	12,644,300	4,778,441	27.32%	17,422,741	\$1,159	48.47%
Residential – Googong	1,567	0.4831	392	396,136,200	1,913,734	614,264	23.58%	2,527,998	\$1,613	7.03%
Residential – Tralee	0	0.4831	392	N/A	N/A	N/A	N/A	N/A	N/A	N/A
Rural Residential	508	0.146	486.6	243,597,000	355,652	247,193	40.93%	602,844	\$1,187	1.68%
Farmland	51	0.0938	847.1	137,118,800	128,617	43,202	25.98%	171,820	\$3,369	0.48%
Business - Ordinary	118	1.346	430.7	64,027,720	861,813	50,823	5.70%	912,636	\$7,734	2.54%
Business - CBD	143	1.816	636.2	78,555,420	1,426,566	90,977	5.97%	1,517,543	\$10,612	4.22%
Business - Industrial	790	0.8071	431.8	318,227,237	2,568,412	341,122	11.75%	2,909,534	\$3,683	8.09%
Business - Karabar	4	2.178	520.4	2,055,000	44,758	2,082	3.00%	46,840	\$11,710	0.13%
Business – Jerrabomberra	6	2.178	520.4	6,546,000	142,572	3,122	2.14%	145,694	\$24,282	0.41%
Business – Googong	24	2.178	520.4	7,648,000	166,573	12,490	7.10%	179,063	\$7,461	0.50%
Former Palerang Council area										
Residential – Palerang	6710.8	0.1822	485.9	1,905,202,493	3,471,279	3,260,778	48.36%	6,732,057	\$1,003	18.73%
Business – Palerang	242.2	0.1929	412.3	62,704,647	120,957	99,859	46.62%	220,816	\$912	0.61%
Farmland – Palerang	973	0.1857	1,142.20	628,847,000	1,167,769	1,111,361	48.59%	2,279,129	\$2,342	6.34%
Mining – Palerang	2	0.5125	1,058.30	4,428,000	22,694	2,117	8.54%	24,810	\$12,405	0.07%
26,399								Notional General Income Yield	35,946,165	100.00%

Summary of Typical Rates and Charges Bill for Queanbeyan-Palerang properties

		2017-18				2018-19					
Rating Sub-Category	Valuation 2016	General Rates	Water, sewer, waste charges	Water Usage	Typical Rates Bill	General Rates	Water, sewer, waste charges	Water Usage	Typical Rates Bill	% difference	\$ Change
Residential Queanbeyan	\$238,000	\$1,206	\$1,246	\$760	\$3,212	\$1,234	\$1,275	\$832	\$3,341	2.32%	\$76
Residential Jerrabomberra	\$277,000	\$1,353	\$1,246	\$760	\$3,359	\$1,384	\$1,275	\$1,143	\$3,802	2.31%	\$86
Residential Googong	\$247,000	\$1,550	\$1,503	\$850	\$3,903	\$1,585	\$1,538	\$759	\$3,882	2.31%	\$88
Residential Queanbeyan Rural	\$467,000	\$1,143	\$569	\$0	\$1,712	\$1,168	\$583	\$0	\$1,751	2.30%	\$39
Residential Bungendore	\$283,000	\$979	\$2,233	\$466	\$3,677	\$1,002	\$2,283	\$550	\$3,834	4.41%	\$162
Residential Braidwood	\$244,000	\$910	\$2,233	\$379	\$3,521	\$930	\$2,283	\$481	\$3,694	4.24%	\$150
Residential Captains Flat	\$106,882	\$665	\$2,233	\$300	\$3,199	\$681	\$2,283	\$330	\$3,293	3.88%	\$123
Residential Palerang Rural	\$315,985	\$1,038	\$442	\$0	\$1,480	\$1,062	\$452	\$0	\$1,514	2.27%	\$34
Business Queanbeyan	\$532,000	\$10,070	\$1,465	\$1,505	\$13,040	\$10,297	\$1,499	\$1,541	\$13,337	2.27%	\$297
Business Queanbeyan General	\$540,000	\$7,527	\$1,340	\$1,206	\$10,073	\$7,699	\$1,371	\$1,235	\$10,304	2.30%	\$231
Business Queanbeyan Industrial	\$401,870	\$3,592	\$4,119	\$1,833	\$9,544	\$3,675	\$4,214	\$1,876	\$9,765	2.32%	\$221
Business Googong	\$413,000	\$9,069	\$4,289	\$3,133	\$16,491	\$9,516	\$4,388	\$3,207	\$17,110	3.76%	\$619
Business Jerrabomberra	\$681,000	\$15,014	\$4,319	\$3,133	\$22,466	\$15,353	\$4,418	\$3,207	\$22,978	2.28%	\$512
Business Bungendore	\$353,000	\$1,069	\$2,251	\$1,113	\$4,433	\$1,093	\$2,303	\$1,139	\$4,535	2.31%	\$102
Business Braidwood	\$171,000	\$726	\$2,251	\$643	\$3,620	\$742	\$2,303	\$658	\$3,703	2.30%	\$83
Mining Palerang	\$2,214,000	\$12,118	\$0	\$0	\$12,118	\$12,405	\$0	\$0	\$12,405	2.37%	\$287

Pensioner Rebates and Hardship

In accordance with Section 575(3) (a) of the *Local Government Act 1993*, Council must provide a rate reduction of 50% of the amount of the rate levy, to a maximum rebate for combined rate and domestic waste management charges of \$250.00, \$87.50 for water charges and \$87.50 for sewerage charges. The NSW Government reimburses Council for 55% of the rebate and Council funds the remaining 45%.

In 2010-11, the former Queanbeyan City Council effected an order under Section 577 of the Act to extend the rebate to all eligible pensioner by a further \$40 which is funded entirely by Council to cover those eligible pensioners affected by the special rate variation for the CityCARE levy. This rebate will continue for the pensioners in the former Queanbeyan City Council area only. The estimated cost of the extended rebate is \$59,211.00.

The estimated amount granted for pension rebates in 2018-19 is estimated to be \$904,791.62 for the combined Queanbeyan-Palerang Council. The cost to council is estimated at \$407,156.23. This equates to approx. 0.73% of Council's Rate Income.

Payment by Instalments

Ratepayers may pay their rates and charges in four quarterly instalments as follows for the 2018-19 rating year:

Instalment	Issued by Date	Due Date
First	31 July 2018	31 August 2018
Second	30 October 2018	30 November 2018
Third	28 January 2019	28 February 2019
Fourth	30 April 2019	31 May 2019

Council is required to forward instalment notices at least 30 days prior to each of these due dates.

During the year, in accordance with the *Local Government Act*, a supplementary rate levy may be issued which may affect the amount of rates and charges levied on some parcels of land. The rates and charges are apportioned over the remaining instalments due after the supplementary levy is applied.

Council will levy general rates and service charges on any parcel of land in a new deposited plan or strata plan from the beginning of the first quarter after the date of registration of the deposited plan or strata plan.

Charges on overdue rates

Interest accrues on a daily basis on rates and charges that remain unpaid after they are due and payable. Council will apply the maximum interest allowable under Section 566(3) of the *Local Government Act* as determined by the Minister in each year. In accordance with section 566(3) of the Act, the interest rate for 2018-19 has been set at 7.5%.

Statement of Charges to be Levied

In accordance with Sections 496, 496A, and 501 of the *Local Government Act*, Council will levy annual fixed charges to each parcel of land for the following services, provided or proposed to be provided:

- water
- sewerage
- domestic waste management
- non domestic waste management
- stormwater management

In accordance with Section 502 of the *Local Government Act*, Council will levy charges for actual use for the following services:

- water
- sewerage
- liquid trade waste.

Water, sewerage and waste management charges relating to non-rateable properties will be charged in accordance with Sections 496, 501 and 502 of the *Local Government Act*. For the purpose of charging these non-rateable properties that actually use these services, the charges to be applied are the same as those charged against rateable properties as these charges are representative of use.

Water Annual Charges - Potable

Water charges are levied under the provisions of the *Local Government Act* to collect revenue from the property owners who benefit from the availability or use of Council's water supply and comprise:

- Residential and Non Residential properties that are connected to a Council water supply system and supplied with water from that system.
- Vacant land that is situated within 225 metres of a Council water main, and is able to be connected to Council's water supply, whether or not the property is actually connected to that water supply.

Charges will also be influenced by the services and capital works identified in the Integrated Water Cycle Management Plan.

Council's water pricing structure for 2018-19 will be the combination of an annual access charge and a charge based on per kilolitre consumption in accordance with the [Best Practice Management of Water Supply and Sewerage Guidelines](#). The water usage charges are based on a single variable charge.

Annual fixed charges for residential and non-residential properties are charged depending on the size of the water meter connection to the property and the number of water services available to the property.

To properly reflect the load a water meter connection places on the system, fixed annual charges are proportional to the size of the customer's water supply service. This is in accordance with the NSW Office of Water's "Best Practice Management of Water Supply and Sewerage Service Guidelines"

The formula used to derive annual water access charges based on the connection size is:-

$$WF = WF20 \times (D2/400)$$

Where:

WF	=	Customer's Annual Water Fixed Charge (\$)
WF20	=	Annual Water Fixed Charge for a 20mm diameter water supply service connection (\$)
D	=	Diameter of water supply service (mm)

Individual metering - units

[Best-Practice Management of Water Supply and Sewerage Guidelines](#) require that all new units are to be metered and billed separately. For strata units prior to 2007 consumption generally is billed directly to the body corporate unless Council is otherwise authorised by the body corporate. Council has a policy of encouraging existing strata units to retrofit water meters and thus provide equity to ratepayers in payment of water usage charges.

Annual Water Access Charges for former Queanbeyan City Council properties

All rateable land categorised as residential (under section 516 of the *Local Government Act*) within the Queanbeyan water supply scheme will be charged for each water supply service that is connected to the property. Land that is vacant, with no existing premises connected to the Council water supply will be charged the equivalent to the 20mm water access charge.

A fixed water access charge is levied on all units or dual occupancy properties (whether strata title or not) as provided under Best Practice Management of Water Supply and Sewerage Guidelines. Where a parcel of land, under single ownership, has more than one separate occupancy (e.g. a granny flat) the charge will be equal to the 20mm access charge multiplied by the number of occupancies.

Access charges are levied for each water supply system available to a property. Googong residents are levied an access charge for the potable and an additional access charge for the recycled water supply systems separately, as both systems require maintenance and are subject to different metering and operational costs.

Land which is exempt from the payment of ordinary rates (pursuant to Sections 555 or 556 of the *Local Government Act*) will be levied water fixed charges as the charge is limited to the cost of providing the service to the land (Section 503(2)).

Meter Size	Annual Charge 2017-18	Annual Charge 2018-19	% Change	No of services - March 2018	Projected Income 2018-19
20mm	\$257	\$263	2.30%	17,486	\$4,598,818
Water additional	\$257	\$263	2.30%	939	\$246,957
25mm	\$402	\$411	2.30%	154	\$62,294
32mm	\$658	\$673	2.30%	62	\$41,726
40mm	\$1,028	\$1,052	2.30%	242	\$254,584
50mm	\$1,606	\$1,644	2.30%	63	\$103,572
65mm	\$2,715	\$2,778	2.30%	0	\$0
80mm	\$4,112	\$4,208	2.30%	22	\$92,576
100mm	\$6,425	\$6,575	2.30%	4	\$26,300
				18,959	\$5,427,827

Annual Water Access Charges for former Palerang Council – Residential Properties

All rateable land categorised as residential (including strata units) within the areas of Bungendore, Braidwood and Captains Flat water supply schemes will be charged for each water supply service that is connected to the property. Land that is vacant with no existing premises connected to the Council water supply will be charged the equivalent to the residential water annual access charge.

Annual Access Charge 2017-18	\$440.00		
Annual Access Charge 2018-19	\$449.00	Estimated income from 2,238 properties	\$1,004,862

Annual Water Access Charges for former Palerang Council – Non-Residential Properties

All rateable land categorised as non-residential or land exempt from rates under section 555 or 556 of the *Local Government Act* (including strata units) within the areas of Bungendore, Braidwood and Captains Flat water supply schemes will be charged for each water supply service that is connected to the property. The charge will be proportional to the size of the water supply service connection to the property. Land that is vacant with no existing premises connected to the Council water supply will be charged the equivalent to the 20mm water access charge.

Meter Size	Annual Charge 2017-18	Annual Charge 2018-19	% Change	No of Assess - March 2017	Projected Income 2018-19
20mm	\$439	\$449	2.30%	201	\$90,249
25mm	\$686	\$702	2.30%	14	\$9,828
32mm	\$1,124	\$1,150	2.30%	4	\$4,600
40mm	\$1,756	\$1,796	2.30%	10	\$17,960
50mm	\$2,744	\$2,807	2.30%	13	\$36,491
65mm	\$4,637	\$4,743	2.30%	0	\$0.00
80mm	\$7,024	\$7,185	2.30%	0	\$0.00
100mm	\$10,975	\$11,227	2.30%	3	\$33,681
				247	\$192,809

Water Meter Size Reassessment Policy

The former Queanbeyan City Council adopted the Water Meter Size Reassessment Policy (WMSR) in 2015. The purpose of the policy is:

“To ensure that fees and charges for water meters reflect the demand that individual properties place on the local water system,”

The WMSR recognises that the meter currently installed at some non-residential properties may not reflect their current water requirements. Where this occurs and does not trigger a requirement for the preparation of a Development Application for change of use under the provisions of Part 4 of the *Environmental Planning and Assessment Act 1979*, the WMSR process enables owners to apply for a reassessment of the size of the water meter connected to their property. If this assessment process identifies the need for preparation of a Development Application this will be discussed with the applicant prior to determination of an assessment under the WMSR process. This ensures that the fees associated with water meter size are fairly charged to the property in accordance with Council’s pricing policies.

Properties where a reassessment may result in a change in meter size are likely to be:

- Located in areas zoned industrial within the city: Where the character of the activity operating from the property has changed.
- Have a current water meter size of 32mm or larger.
- Have a service from the main to the meter of 32mm or less.
- Have consistently low quarterly water consumption levels: Low water consumption is considered to be less than the average household quarterly use for a property in Queanbeyan which is currently 44Kls or less each quarter.

A change in meter size can only occur:

- Where the change in water meter size has no adverse impact on Council’s water system or neighbouring properties.
- Where firefighting requirements can be satisfied with a smaller water service.

The charges for the Water Meter Size Reassessment are tabled below:

Water Meter Size Reassessment	
Application fee (to commence the reassessment)	\$150
Subject to the assessment results the following fees may be applied:	
Installation of new water meter	Full replacement cost to owner
Interim water and sewer access charges	At 50% of existing water meter access fee

The Water Meter Size Reassessment interim charges are applied to both Water and Sewer Access charges.

The estimated rebate (cost to Council) for the Water Meter Size Reassessment program for 2018-19 is \$7,700 for water fund and \$19,722 for sewerage fund

Water Usage Charges - Potable water

Water Usage Charges – former Queanbeyan City Council

A charge will be raised in accordance with Section 502 of the *Local Government Act* on a quarterly basis on the usage recorded through the water meter or meters connected to the property. Water usage will be charged at a single variable rate of \$3.89 per kl for 2018-19 as follows:

Type Per quarter	Usage charge per kl 2017-18	Usage charge per kl 2018-19	% change	Billable kilolitres consumed	Projected income 2018-19
Single Tier	\$3.80	\$3.89	2.30%	3,695,081	\$14,373,866

Properties which are exempt from rates under Section 555 or 556 of the *Local Government Act*, will be charged at a single variable rate set at \$3.89 per kilolitre for 2018-19 for all water used.

Water Usage Charges – former Palerang Council

Type Per quarter	Usage charge per kl 2017-18	Usage charge per kl 2018-19	% change	Billable kilolitres consumed	Projected income 2018-19
First Tier – 200kl (annually)	\$2.31	\$2.36	2.30%	232,946	\$549,752
Second Tier – in excess of 200kl (annually)	\$3.63	\$3.71	2.30%	94,203	\$349,493
				327,149	\$899,245

The table below shows the water usage charge required to move to a single variable rate for water billing in the former Palerang council area, which is being used in the former Queanbeyan area.

The former Queanbeyan City Council adopted the recommendations from the Rates and Charges Advisory Committee to use this approach in 2016-17. This approach agrees with the principles of the National Water Initiative and the NSW Office of Water Pricing and will be required to harmonise the water billing processes when moving forward to a single property and rating system for Queanbeyan-Palerang Regional Council.

Type Per quarter	Usage charge per kl 2017-18	Usage charge per kl 2018-19	% change	Billable kilolitres consumed	Projected income 2018-19
Single Tier	\$0.00	\$2.75	N/A	327,149	\$899,660

Water Fixed Charges – Recycled Water

Water access charges are levied under the provisions of Section 501 of the *Local Government Act* to collect revenue from the property owners who benefit from the availability or use of Council's water supply and comprise of:

- Residential and Non Residential properties that are connected to a Council water supply system and supplied with water from that system.
- Vacant land which is situated within 225 metres of a Council water main, and is able to be connected to Council's Recycled water supply, whether or not the property is actually connected to that water supply.

As part of the Googong development, Council will operate and maintain the Water Recycling Plant. The recycled water system is a separate system from the potable water system. Therefore, Council must maintain duplicate infrastructure for recycled water infrastructure and will occur different operational costs from the Potable system.

Meter Size	Access Charge 2017-18	Access Charge 2018-19	% Change	No of Assess - March 2017	Projected Income 2018-19
20mm Recycled	\$257	\$263	2.30%	1,594	\$419,222
25mm Recycled	\$402	\$411	2.30%	0	\$0
32mm Recycled	\$658	\$673	2.30%	0	\$0
40mm Recycled	\$1,028	\$1,052	2.30%	0	\$0
50mm Recycled	\$1,606	\$1,644	2.30%	0	\$0
65mm Recycled	\$2,715	\$2,778	2.30%	0	\$0
80mm Recycled	\$4,112	\$4,208	2.30%	0	\$0
100mm Recycled	\$6,425	\$6,575	2.30%	0	\$0
				1,594	\$419,222

Water Usage Charges - Recycled Water

To promote water conservation, the pricing of recycled water has been calculated at the rate of 5% below the potable water price.

A charge will be raised for the use of the recycled water supply service on a quarterly basis based on the usage recorded through the water meter or meters servicing each property.

Properties which are exempt from rates under Section 555 or 556 of the *Local Government Act*, will be charged at a single variable rate set at \$3.61 per kilolitre for 2018-19 for all water used.

Type	Consumption charge 2017-18	Consumption charge 2018-19	% Change	Billable Kilolitres Consumed	Projected Income 2018-19
Single Tier	\$3.61	\$3.69	2.30%	42,509	\$156,858
				42,509	\$156,858

2018-19 Total Income Water Charges Queanbeyan-Palerang Regional Council	
Queanbeyan City Water Access Charges	\$5,427,827
Palerang Water Access Charges	\$1,197,671
Queanbeyan City Water Usage Charges	\$14,373,866
Recycled Water Access and Usage Charges	\$639,378
Palerang Water Usage Charges	\$899,660
	\$22,538,402

Sewerage Access Charges

Sewerage charges are levied under the provisions of Section 501 of the *Local Government Act* to collect revenue from property owners who actually benefit or propose to benefit from the availability or use of a Council sewerage system and comprise of:

- Residential and non-residential properties that are connected to a Council sewer mains.
- Vacant land situated within 75 metres of a Council sewer main and is able to be connected to Council's sewerage supply, whether or not the property is actually connected to that sewerage supply.

In accordance with NSW Office of Water's [Best-Practice Management of Water Supply and Sewerage Guidelines](#), Council's sewerage pricing structure consists of a uniform annual sewerage fixed charge for residential properties and a two-component pricing structure for non-residential properties comprising of a fixed annual charge proportional to the size of the water supply service connected to the property and a usage charge multiplied by a Sewer Discharge Factor (SDF) based on the type of business activity undertaken on the property.

Annual Sewerage Access Charges for former Queanbeyan City Council Residential properties

An annual sewerage access charge will apply to all single dwelling residential properties (including strata title units) and all units or dual occupancy properties (whether strata title or not) as provided under [Best-Practice Management of Water Supply and Sewerage Guidelines](#).

An annual sewerage access charge is levied on all units or dual occupancy properties (whether strata title or not) as provided under Best Practice Management of Water Supply and Sewerage Guidelines. Where a parcel of land, categorised as Residential under single ownership, has more than one separate occupancy (e.g. a granny flat) the charge will be equal to the Residential Sewerage Access charge multiplied by the number of occupancies, multiplied by a 50% discount.

Land that is vacant with no existing premise connected to the council sewer system will be charged equivalent to 65% of the sewer access charge for Residential properties.

	Access Charge 2017-18	Access Charge 2018-19	% Change	No of Assess - March 2018	Projected Income 2018-19
Residential	\$657	\$672	2.30%	15,832	\$10,639,104
Vacant Land	\$427	\$437	2.30%	613	\$267,881
Multi-occupancies (additional premises)	\$328.50	\$336	2.30%	1,157	\$388,752
				17,602	\$11,295,737

Annual Sewerage Access Charges for former Queanbeyan City Council Non-Residential properties

All rateable land categorised as non-residential or land exempt from rates under section 555 or 556 of the *Local Government Act* (including strata units) within the Queanbeyan sewerage supply scheme will be charged for each water supply service that is connected to the property in order to reflect the potential load placed on the sewerage system.

Properties which are not separately metered, and all Non-Residential Strata Title units will be charged a sewerage service annual charge equivalent to that of a Non-Residential property with a 20mm water connection. Land that is vacant with no existing premise connected to the Council water supply will be charged a vacant land charge of \$437.

Meter Size	Access Charge 2017-18	Access Charge 2018-19	% Change	No of Assess - March 2017	Projected Income 2018-19
20mm	\$657	\$672	2.30%	748	\$502,656
25mm	\$1,027	\$1,050	2.30%	136	\$142,800
32mm	\$1,682	\$1,720	2.30%	54	\$92,880
40mm	\$2,628	\$2,688	2.30%	240	\$645,120
50mm	\$4,106	\$4,200	2.30%	63	\$264,600
65mm	\$6,940	\$7,098	2.30%	0	\$0
80mm	\$10,512	\$10,752	2.30%	18	\$193,536
100mm	\$16,425	\$16,800	2.30%	4	\$67,200
				1,263	\$2,297,544

Annual Sewerage Access Charges for former Palerang Council Residential properties

All rateable land categorised as residential (including strata units) within the areas of Bungendore, Braidwood and Captains Flat sewerage supply schemes will be charged for each water supply service that is connected to the property. Land that is vacant with no existing premises connected to the Council water supply will be charged the equivalent to the annual sewerage access charge.

Annual Sewerage Access Charge 2017-18 **\$1,022.00**
Annual Sewerage Access Charge 2018-19 **\$1,045.50** **Estimated Income from 2,161 properties** **\$2,259,326**

Annual Sewerage Access Charges for former Palerang Council Non-Residential properties

All rateable land categorised as non-residential or land exempt from rates under section 555 or 556 of the *Local Government Act* (including strata units) within the areas of Bungendore, Braidwood and Captains Flat sewerage supply schemes will be charged for each sewerage supply service that is connected to the property. The charge will be proportional to the size of the water supply service connection to the property. Land that is vacant with no existing premises connected to the Council water supply will be charged the equivalent to the 20mm sewerage access charge.

Meter Size	Access Charge 2017-18	Access Charge 2018-19	% Change	No of Assess - March 2018	Projected Income 2018-19
20mm	\$1,171	\$1,198	2.30%	189	\$226,422
25mm	\$1,830	\$1,872	2.30%	10	\$18,720
32mm	\$2,998	\$3,067	2.30%	3	\$9,201
40mm	\$4,684	\$4,792	2.30%	10	\$47,920
50mm	\$7,319	\$7,488	2.30%	10	\$74,880
65mm	\$12,369	\$12,654	2.30%	0	\$0
80mm	\$18,736	\$19,168	2.30%	0	\$0
100mm	\$29,275	\$29,950	2.30%	3	\$89,850
					\$466,993

Sewerage Usage Charges (Section 502 of the LGA)

A sewerage discharge factor (SDF) applies to all non-residential sewerage infrastructure users. The SDF is applied to the total water usage for properties and reflects the typical load properties place on the sewerage system.

The SDF is the ratio of all wastewater discharged from a premises to the sewerage system to the total water consumption expressed as a percentage.

SDF for non-residential properties are determined by the type of activity undertaken on the property and are calculated as defined in the NSW Office of Water, Liquid Trade Waste Regulation Guidelines April 2009.

Sewerage usage charges for non-residential properties in the former Queanbeyan City Council area will be calculated by applying the business category SDF to the sewerage usage charge of **\$1.17** per kl for 2018-19 and are raised to cover the sewerage treatment costs.

Sewerage usage charges for non-residential properties in the former Palerang Council area will be calculated by applying the business category SDF to the sewerage usage charge of **\$2.80** per kl for the 2018-19.

The estimated income from non-residential sewerage usage charges for former Queanbeyan City Council for 2018-19 is **\$430,573**

The estimated income from non-residential sewerage usage charges for former Palerang Council for 2018-19 is **\$126,599**

2018-19 Total Income Sewerage Charges Queanbeyan-Palerang Regional Council	
Queanbeyan City Council Access Charges	\$13,593,281
Palerang Regional Access Charges	\$2,726,319
Queanbeyan City Council Usage Charges	\$430,573
Palerang Regional Usage Charges	\$126,599
	\$16,876,772

Liquid Trade Waste Charges

“Liquid Trade Waste means all liquid waste other than sewage of a domestic nature.”

Under the [Best-Practice Management of Water Supply and Sewerage Guidelines](#), liquid trade waste pricing requires appropriate annual trade waste fees and user charges for all liquid trade waste dischargers. Local Water Utilities (LWU) must issue a trade waste approval to each liquid trade waste discharger connected to the sewerage system, and must annually inspect the premises of each discharger.

Liquid trade waste dischargers have a trade waste discharge factor (TWDF) added to their sewerage discharge factor (SDF) to determine their total sewerage usage charge. Similar to the SDF, the TWDF have been determined using category of business guidelines set by the NSW Office of Water.

The trade waste usage charge for non-residential properties in the former Queanbeyan City Council area will be calculated by applying the business category TWDF against the liquid trade waste usage charge of **\$2.40** per kilolitre.

The trade waste usage charge for non-residential properties in the former Palerang Council area will be calculated by applying the business category TWDF against the liquid trade waste usage charge of **\$3.07** per kilolitre.

Usage charges will apply to Category 2 and 3 liquid trade waste dischargers and charges will be calculated as defined in NSW Office of Water, Liquid Trade Waste Regulation Guidelines April 2009.

If a liquid trade waste discharger fails to comply with Council's approval conditions by creating liquid waste which is not pre-treated and is likely to cause damage to the environment or an extra load on Council's Sewage Treatment Plant, they will be subject to a non-compliance charge.

The annual trade waste fees to apply for the 2018-19 financial year are shown below and have increased to reflect the actual cost of treating the liquid trade waste. The annual trade waste charge is added to Rates and Charges while the usage charge is shown on the water usage section of the rate account and is raised on a quarterly basis.

Liquid Trade Waste Annual Charges and Usage Charges for Former Queanbeyan City Council

Trade Waste category	Annual Trade Waste Charge 2017-18	Annual Trade Waste Charge 2018-19	No of Assess	Projected Income 2018-19	Liquid Trade Waste Usage Rate 2017-18	Liquid Trade Waste Usage Rate 2018-19	% Change
Category 1 - complying	\$120	\$120	52	\$6,240	N/A	N/A	N/A
Category 1 - non-complying					\$2.35 per kl	\$2.40 per kl	2.30%
Category 2 - complying	\$120	\$120	114	\$13,680	\$2.35 per kl	\$2.40 per kl	2.30%
Category 2 - non complying					\$19.71 per kl	\$19.71 per kl	0%
Category 3	\$780	\$780	6	\$4,680	As stated in LTW Excess Mass charges	As stated in LTW Excess Mass charges	0%
Totals			173	\$24,600			

** Liquid Trade Waste Regulation Guidelines 2009 issued by the NSW Office of Water - <http://www.water.nsw.gov.au/Urban-water/Country-Towns-Program/Best-practice-management/Liquid-trade-waste/Liquid-trade-waste/default.aspx>

Liquid Trade Waste Annual Charges and Usage Charges for Former Palerang Council

Trade Waste category	Annual Trade Waste Charge 2017-18	Annual Trade Waste Charge 2018-19	No of Assess	Projected Income 2018-19	Liquid Trade Waste Usage Rate 2017-18	Liquid Trade Waste Usage Rate 2018-19	% Change
Category 1 - complying	\$98	\$98	50	\$4,900	N/A	N/A	N/A
Category 1 - non-complying					\$3.00 per kl	\$3.00 per kl	0%
Category 2 - complying	\$196	\$196	63	\$12,348	\$3.00 per kl	\$3.00 per kl	0%
Category 2 - non complying					\$19.00 per kl	\$19.00 per kl	0%
Category 3	\$655	\$655	0	0	As stated in LTW Excess Mass charges	As stated in LTW Excess Mass charges	0%
Totals			113	\$17,248			

Water and Sewerage Dividend

Section 409 (6) of the *Local Government Act* enables Council to declare a dividend from the water and sewerage businesses. At this time no dividend is proposed for 2018-19 from either business. When the Integrated Water Cycle Management Plan is adopted, dividends may then be introduced.

Domestic Waste Management

In accordance with Section 496 of the *Local Government Act*, Council must make and levy an annual charge for the provision of domestic waste management services for each parcel of rateable land for which the service is available.

Where an urban domestic waste collection service is available but not used by a customer, that customer will be charged a single standard domestic waste collection service applicable for that type of property. Vacant properties (i.e. properties without a dwelling) within the urban domestic waste collection service area will be charged a vacant domestic waste charge.

Council's annual charge for domestic waste management services applies to each occupied residential unit which includes dwellings and each separate occupancy in any flat, townhouse, duplex, dual occupancy, or similar type multi-unit residential development, including non-rateable residential premises. It does not include service for a secondary dwelling (as defined in the *Environmental Planning and Assessment Act 1979*) which are charged as an optional additional service.

Queanbeyan residents have access to drop-off facilities at the Waste Minimisation Centre (WAMI) for green waste and recyclables generated at domestic premises as well as the opportunity to deposit hazardous waste (up to 20 litres per type) once a year in a central location. Businesses may also use this collection (by prior arrangement with Council), but will be charged at the commercial rate for their type of waste.

Domestic Waste Charges former Queanbeyan City Council 2018-19

Type	Domestic Waste Charge 2017-18	Domestic Waste Charge 2018-19	% Change	Number of services	Projected Income 2018-19
DW1 Domestic Waste 140L waste bin, 240L recycling and 240L green waste	\$312	\$319	2.30%	12,056	\$3,847,985.86
DW2 Domestic Waste 240L waste bin, 240L recycling and 240L green waste	\$415	\$425	2.30%	1,606	\$681,819.27
DW3 Additional Domestic 140L waste bin	\$145	\$148	2.30%	65	\$9,641.78
DW4 Additional Domestic 240L waste bin	\$176	\$180	2.30%	24	\$4,321.15

Type	Domestic Waste Charge 2017-18	Domestic Waste Charge 2018-19	% Change	Number of services	Projected Income 2018-19
DW5 Additional Domestic 240L green waste	\$79	\$81	2.30%	34	\$2,747.78
DW6 Additional Domestic 240L recycling	\$79	\$81	2.30%	59	\$4,768.20
DW7 Multi Unit Shared service 240L waste bin, 240L recycling	\$284	\$291	2.30%	3,245	\$942,776.34
DW8 Multi unit Shared service including shared greenwaste (requested by body corporate)	\$312	\$319	2.30%	58	\$18,512.21
DW9 Multi unit Shared Service additional greenwaste (requested by body corporate)	\$79	\$81	2.30%	69	\$5,576.37
DW10 Vacant Domestic Waste Charge	\$24	\$25	2.30%	620	\$15,222.24
DW11 Rural Waste Availability Charge for occupied premises outside of the urban Domestic Waste Collection areas	\$46	\$47	2.30%	326	\$15,340.91
DW12 Units with shared recycling, individual 140L Waste bin, booked cleanup	\$284	\$291	2.30%	102	\$29,634.26
DW13 Units with individual 140L waste bin , recycling and greenwaste services and scheduled cleanup services	\$312	\$319	2.30%	33	\$10,532.81
DW14 360L recycling bin upsize charge	\$23	\$24	2.30%	233	\$5,482.26
DW 15 Rural Waste Collection - Optional fortnightly 240L waste bin and 240L recycling per annum	\$338	\$346	2.30%	38	\$13,139.41
DW17 Rural Waste Collection - Optional fortnightly 240L recycling only per annum	\$172	\$176	2.30%	8	\$1,407.65
DW21 Rural waste Collection - Additional 240L waste bin collected fortnightly	\$160	\$164	2.30%	2	\$327.36
DW22 Rural Waste Collection - Additional 240L recycling bin collected fortnightly	\$123	\$126	2.30%	3	\$377.49
				18,581	\$5,609,613

Individual Servicing (DW1 and DW2)

The charge is based on the cost of providing the service. The charge reflects the reasonable operating and planning costs in providing the following services:

- weekly collection, removal and disposal of waste in either a 140L (DW1) or 240L (DW2) mobile garbage bin (MGB)
- fortnightly collection and removal of 240L bin of household recyclables
- fortnightly collection and removal of 240L bin of green waste
- collection and removal of clean up rubbish (up to one trailer load per collection) from the property on two occasions in each financial year.

Additional Domestic Waste Services (DW3-DW6 and DW14)

These charges are for additional bins requested by the owner of the premises for garbage, recycling and greenwaste. Charges are based on each additional bin provided. An owner may order any number of additional bins.

Shared Servicing - Where Bins Are Shared By Two Or More Units At Those Premises (DW7 – DW9)

The charge is based on the cost of providing the service. The charge per unit reflects the reasonable operating and planning costs of servicing the premises. The charge is levied on a per unit basis with a service being shared between two or more units in any multi-unit premises. The charge includes the provision of the following services:

- Weekly collection, removal and disposal of household waste generated at the multiunit premises.
- Fortnightly collection and removal of household recyclables generated at the multiunit premises.
- Fortnightly collection and removal of household green waste generated at the multiunit premises where requested by body corporate (DW8 and DW9 only).
- Fortnightly collection and removal of household green waste generated at the multiunit premises where requested by body corporate (shared bins - DW9 only).
- Collection and removal of clean up rubbish up to one trailer load per collection) from the property on two occasions in each financial year.

Shared/Individual Servicing (DW12-DW13)

The charge is based on the cost of providing the service. The charge per unit reflects the reasonable operating and planning costs in providing the following services:

- Weekly collection, removal and disposal of waste in a 140L MGB (bins provided to individual units)
- Fortnightly collection and removal of household recyclables generated at the multiunit premises (shared 240L MGB)
- Collection and removal of clean up rubbish (up to one trailer load per collection) from the property on two occasions in each financial year.
- DW13 - collection and removal of clean up rubbish (up to one trailer load per collection) from the property on two scheduled days in each financial year

Vacant Domestic Waste Charge (DW10)

Vacant properties (i.e. properties without a dwelling) within the urban domestic waste collection service area will be charged a vacant domestic waste charge.

Rural Waste Availability Charge (DW11)

Where a rural domestic waste collection service is available but not used by the customer, that customer will be charged a single 'rural waste availability charge'.

The charge is based on the cost of providing the service to each rateable property in rural areas which do not otherwise receive Council's kerbside/roadside collection service. The charge reflects the reasonable operating and planning costs in providing the following services:

- Collection and removal of clean up rubbish from centralised collection sites in rural areas on two scheduled occasions each year.

Vacant rural land is exempt from this charge.

Rural Domestic Waste Collection Service (DW15 and DW17)

The charge is based on the cost of providing the service. The charge reflects the reasonable operating and planning costs in providing the following services which are available to rural residential properties at the request of the owner:

- Fortnightly collection and removal of 240L garbage and/or 240L recycling bin
- Collection and removal of clean up rubbish from centralised collection sites in rural areas on two scheduled occasions each year

Additional Services (DW21 and DW22)

These charges are for additional waste services requested by the rural property owners for waste and recycling. Charges are based on each additional service provided. An owner may order any number of additional services.

Domestic Waste Charges former Palerang Council 2018-19

Annual domestic waste charges are applied for the following services:-

- Domestic urban waste services are provided to residents in the townships of Braidwood, Bungendore and Captains Flat.
- Domestic waste rural services are available to residents in the designated areas of Royalla, Burra, Williamsdale, Majors Creek and Araluen.
- Residents in the areas of Majors Creek and Araluen where the service is unavailable due to inaccessibility are able to store their waste bins in a compound where they are collected on a fortnightly basis.
- Recycling services only will be available to residents in the townships of Sutton East, Carwoola, Urila and Primrose Valley collected fortnightly.
- Vacant properties (i.e. properties without a dwelling) within the defined service areas for domestic waste collection will be charged a vacant domestic waste charge.

Type	Domestic Waste Charge 2017-18	Domestic Waste Charge 2018-19	% Change	Number of services	Projected Income 2018-19
DWP1-Domestic Waste Urban - 140L waste bin collected weekly, 240L recycling and 240L Green Waste collected fortnightly	\$366.60	\$375	2.30%	2,060	\$772,500
DWP2-Domestic Waste Urban 240L waste bin collected weekly, 240L recycling and 240L Green Waste collected fortnightly	\$398	\$407	2.30%	16	\$6,512
DWP3-Domestic Waste Urban 360L waste bin collected weekly, 240L recycling and 240L Green Waste collected fortnightly	\$444	\$454	2.30%	13	\$5,902
DWP4-Domestic Waste Rural 240L waste bin collected fortnightly and 240L recycling bin collected fortnightly	\$296	\$303	2.30%	735	\$222,705
DWP5-Domestic Waste Rural 360L waste bin collected fortnightly and 240L recycling bin collected fortnightly	\$377	\$386	2.30%	0	\$0
DWP6-Domestic Waste Rural – Bin compound 240L waste bin and 240L recycling bin collected fortnightly	\$222.50	\$228	2.30%	49	\$11,172
DWP7-Domestic Waste Rural – Bin compound 360L waste bin and 240L recycling bin collected fortnightly	\$283	\$290	2.30%	0	\$0
DWP8-Sutton East, Carwoola, Urila and Primrose Valley – 240L Recycling Bin collected fortnightly	\$103	\$105	2.30%	508	\$53,340

Type	Domestic Waste Charge 2017-18	Domestic Waste Charge 2018-19	% Change	Number of services	Projected Income 2018-19
DWP9-Sutton East, Carwoola, Urila and Primrose Valley – 360L Recycling Bin collected fortnightly	\$148	\$151	2.30%	0	\$0
DWP10-Sutton East, Carwoola, Urila and Primrose Valley – Additional 240L Recycling Bin collected fortnightly	\$83	\$85	2.30%	16	\$1,360
DWP11-Sutton East, Carwoola, Urila and Primrose Valley – Additional 360L Recycling Bin collected fortnightly	\$126	\$129	2.30%	2	\$258
DWP12-Annual Domestic Waste Charge – Vacant Land (urban)	\$24	\$25	2.30%	11	\$275
DWP13-Replacement Recycling Bin 240L to 360L	\$148	\$151	2.30%	0	\$0
DWP14-Domestic Waste Urban- Extra 140L Waste Bin (weekly)	\$149	\$152	2.30%	6	\$912
DWP15-Domestic Waste Urban- Extra 240L Waste Bin (weekly)	\$228	\$233	2.30%	3	\$699
DWP16-Domestic Waste Urban- Extra 360L Waste Bin (weekly)	\$316	\$323	2.30%	1	\$323
DWP17-Domestic Waste Urban- Extra 240L Recycling Bin (fortnightly)	\$91.50	\$94	2.30%	0	\$0
DWP18-Domestic Waste Urban- Extra 360L Recycling Bin (fortnightly)	\$126	\$129	2.30%	0	\$0
DWP19-Domestic Waste Rural - Extra 140L Waste Bin	\$107	\$109	2.30%	6	\$654
DWP20-Domestic Waste Rural - Extra 240L Waste Bin	\$162	\$166	2.30%	5	\$830
DWP21-Domestic Waste Rural - Extra 360L Waste Bin	\$228	\$233	2.30%	2	\$466
DWP22-Domestic Waste Rural - Extra 240L Recycling Bin	\$83	\$85	2.30%	0	\$0
DWP23-Domestic Waste Rural - Extra 360L Recycling Bin	\$126	\$129	2.30%	2	\$258
				3,435	\$1,078,166

Waste programs and waste services annual charge will be levied on all rateable land within the former Palerang Council in accordance with s.501 of the *Local Government Act* and in the case of all non-rateable land within the former Palerang Council area a general waste annual charge in accordance with s.502 of the *Local Government Act*:

Property Service Location	Qualifier	Annual Charge 2017-18	Annual Charge 2018-19	% Change	No of Assess - March 2018	Projected Income 2018-19
Palerang Council area east of Queanbeyan River	Roadside recycling service is available	\$353	\$361	2.30%	1,968	\$710,448
Palerang Council area east of Queanbeyan River	Roadside recycling service is not available	\$391	\$400	2.30%	4,078	\$1,631,200
Palerang Council area west of Queanbeyan River	No tip pass issued	\$25	\$26	2.30%	610	\$15,860
Palerang Council area west of Queanbeyan River	Tip pass issued on application	\$353	\$361	2.30%	1,210	\$436,810
					7,866	\$2,794,318

In the case of all rateable land within the former Palerang Council area, a waste services annual charge in accordance with s.501 of the *Local Government Act* and in the case of all non-rateable land within the former Palerang Council area a general waste annual charge in accordance with s.502 of the *Local Government Act*:

Property Service Location	Annual Charge 2017-18	Annual Charge 2018-19	% Change	No of Assess - March 2017	Projected Income 2018-19
Palerang Council area east of Queanbeyan River where a Landfill pass is issued for disposal of general waste into an authorised landfill	\$49(GST inc)	\$52(GST inc)	2.30%	7,350	\$382,200
				7,350	\$382,200

2018-19 Total Income Domestic Waste Charges Queanbeyan-Palerang Regional Council	
Queanbeyan City Council DWM Charges	\$5,609,613
Palerang Regional DWM Charges	\$1,078,166
Palerang General Waste Annual Charges	\$3,176,518
	\$9,864,297

Business Waste Management

In accordance with Section 501 of the *Local Government Act*, Council will charge an annual waste management charge for all non-domestic customers provided with a collection service.

Council recognises that many businesses operate private waste removal services because of the nature of their manufacturing or business processes. In these premises Council's waste service is not required. However, Council incurs costs in the administration and provision of the waste and recycling bins in business premises. As a result, Council imposes a mandatory charge for the availability of the service and an optional charge if the owner chooses to actually have a waste or recycling bin collected from the premises.

Waste Availability Charge BW1

Council's non-residential waste availability charge is applied to each parcel of land which is occupied for predominantly for non- residential purposes. The charge will apply to rateable properties and those properties which are exempt from rates under Section 555 and 556 of the *Local Government Act* which are occupied for non-residential purposes, regardless of whether they utilise Council's waste management services. It covers Council's administrative costs of operating the business waste management program, access to the WAMI and advice and educational services such as ACTSmart and the school waste education program.

Where a property (other than a non-rateable property), includes both a commercial and residential component, the following charges shall be made:

- A BW1 waste availability charge; and
- A business waste charge if the service is utilised; and
- A separate mandatory domestic waste and recycling charge for each residential dwelling at the same site. (the type of DW charge at the discretion of the Waste Minimisation Coordinator, depending on the nature of the site)

Examples of such premises include a shop with a dwelling at the rear or upstairs, a premises incorporating shop top housing, a caretakers unit in an industrial area.

Where a non-rateable premises includes both a business (as described in the dot points above) and residential component the premises will be charged a BW1 charge, a business waste charge if service utilised and a separate mandatory domestic waste charge for each residential dwelling at the same site (includes retirement villages).

Optional Business Waste Services former Queanbeyan City Council 2018-19

In accordance with Section 501 of the *Local Government Act*, Council will charge an annual waste management charge for all non-domestic customers provided with a collection service. All optional business waste services are based on the cost of providing the service. The charges reflect the reasonable administrative, operating and planning costs of providing the following services:

- Weekly collection, removal and disposal of up to 240L of light commercial/office waste (BW2)
- Fortnightly collection and removal of up to 240L of light commercial/office recyclables (BW4)
- Fortnightly collection and removal of up to 240L of green waste only where the contractor agrees to service those premises. (BW8)
- Access to the ACT Smart business and office recycling program
- Access to School Waste Education Program (schools only)

Type	Business Waste Charge 2017-18	Business Waste Charge 2018-19	% Change	Number of services	Projected Income 2018-19
BW1 waste availability charge	\$90	\$92	2.30%	1,150	\$105,800
BW2 for each 240L Waste bin	\$243	\$248	2.30%	1,183	\$293,384
BW4 for each 240L Recycling bin	\$88	\$90	2.30%	729	\$65,610
BW8 for each 240L Greenwaste bin	\$88	\$90	2.30%	55	\$4,950
				3,117	\$469,744

Optional Business Waste Services former Palerang Council 2018-19

Type	Domestic Waste Charge 2017-18	Domestic Waste Charge 2018-19	% Change	Number of services	Projected Income 2018-19
BWP1-Annual Waste Charge Urban - 140L waste bin collected weekly, 240L recycling collected fortnightly	\$296	\$303	2.30%	90	\$27,270
BWP2-Annual Waste Charge Urban - 240L waste bin collected weekly, 240L recycling collected fortnightly	\$327	\$335	2.30%	4	\$1,340
BWP3-Annual Waste Charge Urban - 360L waste bin collected weekly, 240L recycling collected fortnightly	\$377	\$386	2.30%	1	\$386
BWP4-Annual Waste Charge Rural - 140L waste bin and 240L recycling collected fortnightly	\$294	\$301	2.30%		\$0
BWP5-Annual Waste Charge Rural - 360L waste bin and 240L recycling collected fortnightly	\$375	\$384	2.30%		\$0
BWP6-Annual Waste Rural – Bin compound 240L waste bin and 240L recycling bin collected fortnightly	\$221	\$226	2.30%		\$0
BWP7-Annual Waste Rural – Bin compound 360L waste bin and 240L recycling bin collected fortnightly	\$282	\$288	2.30%		\$0
BWP8-Sutton East, Carwoola/Primrose Valley – 240L Recycling Bin collected fortnightly	\$103	\$105	2.30%		\$0
BWP9-Sutton East, Carwoola/Primrose Valley – 360L Recycling Bin collected fortnightly	\$148	\$151	2.30%		\$0
BWP10-Annual Waste Charge – Vacant Land (urban)	\$25	\$26	2.30%	10	\$260
BWP11-Urban Waste - Additional 140L Waste Bin (weekly)	\$149	\$152	2.30%	2	\$304
BWP12-Urban Waste - Additional 240L Waste Bin (weekly)	\$228	\$233	2.30%	1	\$233
BWP13-Urban Waste - Additional 360L Waste Bin (weekly)	\$316	\$323	2.30%		\$0
BWP14-Urban Waste - Additional 140L Waste Bin (fortnightly)	\$107	\$109	2.30%		\$0

Type	Domestic Waste Charge 2017-18	Domestic Waste Charge 2018-19	% Change	Number of services	Projected Income 2018-19
BWP15-Urban Waste - Additional 240L Waste Bin (fortnightly)	\$162	\$166	2.30%		\$0
BWP15-Urban Waste - Additional 360L Waste Bin (fortnightly)	\$228	\$233	2.30%		\$0
BWP16-Urban Waste - Additional 240L Recycling Bin (weekly)	\$142	\$145	2.30%	1	\$145
BWP17-Urban Waste - Additional 360L Recycling Bin (weekly)	\$206	\$211	2.30%		\$0
BWP18-Urban Waste - Additional 240L Recycling Bin (fortnightly)	\$83	\$85	2.30%	14	\$1,190
BWP19-Urban Waste - Additional 360L Recycling Bin (fortnightly)	\$126	\$129	2.30%	23	\$2,967
BWP20-Rural Waste - Additional Compound 240L Waste Bin (fortnightly)	\$122	\$125	2.30%	0	\$0
BWP21-Rural Waste - Additional Compound 360L Waste Bin (fortnightly)	\$171	\$175	2.30%	0	\$0
BWP22-Rural Waste - Additional Compound 240L Recycle Bin (fnly)	\$0	\$0	2.30%	0	\$0
BWP23-Rural Waste - Additional Compound 360L Recycling Bin (fortnightly)	\$0	\$0	2.30%	0	\$0
				146	\$34,095

2018-19 Total Income Waste Charges Queanbeyan-Palerang Regional Council	
Former Queanbeyan City Council Waste Charges	\$469,744
Former Palerang Regional Waste Charges	\$34,095
	\$503,839

General Waste Rules and Definitions

Council's Waste, Organics and Recycling Bins rules of use

Council-issued waste, recycling and organics bins remain the property of Council and must remain at the premises to which they have been issued.

Only Council-issued waste/ recycling/ organics bins will be serviced by Council's waste services. Non-Council bins will not be serviced by Council.

Individual houses, rural premises and units that have their own sets of bins issued by Council, are required to present bins the evening before scheduled collection to the kerbside/ roadside. Ensure handle faces away from the road, lids are closed, bins are unobstructed, and contain the correct materials for each type of bin. Bins are to be stored securely as soon as possible after collection.

Multi-unit premises that share Council-issued bins are to leave bins in waste enclosures for servicing. Bin lids are to be closed with correct items to be disposed in each type of waste bin.

Any damage that Council considers is not usual wear and tear or damage that is a result of third party damage due to the resident or business not retrieving their bin after collection, will require the ratepayer to pay the replacement cost as specified in Council's fees and charges.

Lost and Stolen Bins

In the event that the bin has been stolen or considered lost, Council will investigate the matter. If Council determines the loss of the bin is due to one of the following, the occupier/ratepayer/managing agent will be charged for the cost of replacement bins as specified in fees and charges:

- The resident or business not retrieving their bin after collection
- Not storing the bins securely
- Bins that go missing between a change of tenancy or ownership.

The decision to replace the bin is at the discretion of the Council.

Stormwater Management Services Charge

In accordance with Section 496A of the *Local Government Act 1993* Council will charge a 'stormwater management service charge' against rateable properties for which the service is available. Council has identified the residential and business properties that are within Council's urban stormwater catchment areas that will be levied this charge for the 2018-19 financial year.

Properties categorised as Residential (Not being Strata Titled)

A flat charge of \$20 for a stormwater management service charge is to be charged against each eligible assessment categorised as residential within the urban stormwater catchment. This charge is uniform across all urban catchment areas to minimise administration costs. An amount of \$25 is the current upper charge limit for urban residential land stipulated in clause 125AA of the *Local Government (General) Regulation 2005*. For 2018-19 Council has decided to charge less than the limit specified in the Regulation.

Properties categorised as Residential (Strata Units)

The cost of managing stormwater runoff from impervious surfaces is usually substantially less per residential strata lot than per standard residential property. It is for this reason that a flat charge of \$12.50 for a stormwater management service charge is to be levied against each eligible residential strata unit within the urban stormwater catchment. This charge is uniform across all urban catchment areas to minimise administration costs.

Properties categorised as Business (Not being Strata Titled)

A stormwater management service charge is to be charged against each eligible assessment (not being strata titled) categorised as business within the urban stormwater catchment area based on the total area of the assessment. A charge of \$20, plus an additional \$20 for each 350m² or part thereof by which the area of the parcel of land exceeds 350m². The criteria for charging business properties by using property areas has been recommended using the guidelines provided by the Office of Local Government.

Scenario 1 – Business Strata Units Only

If the strata complex contains only business properties (i.e. not mixed development) the charge per strata unit will be calculated by using a charge of \$20 per 350m² of the land area occupied by the strata scheme (or part thereof), proportioned by the unit entitlement of each lot in the strata scheme. In the event that this approach results in charge of less than \$12.50 per unit, a minimum charge of \$12.50 will be levied on each strata unit.

This method of charging is consistent with the methodology used to charge non-strata titled business properties.

Scenario 2 – Business and Residential Strata Units (Mixed Development)

If the strata complex contains mixed development (i.e. properties rated as both business and residential) the dominant rating category of the total parcel of land, using data provided by the Valuer General, must be determined and charges will apply for Business strata units or

Residential strata units as previously adopted. In the event that a mixed development is 50% residential and 50% business, Council has the discretion to determine whether to charge the property as a residential or business property.

Urban Land Exempt from the Stormwater Management Service Charge

The same exemptions that apply to non-rateable properties for other rates and charges also apply in respect of the stormwater management service charge pursuant to the *Local Government Act*. In addition, the following properties are also exempted from this charge under the provisions:-

- Rateable land owned by the Crown.
- Rateable land under a lease for private purposes granted under the Housing Act 2001 or the Aboriginal Housing Act 1998.
- Vacant Land.

Councils are also not to levy the charge on properties where they do not provide a stormwater management service.

Stormwater Management Service Charges will not apply to properties within the former Palerang Council area, and may be considered for introduction by the new Council.

Type	Stormwater Levy 2017-18	Stormwater Levy 2018-19	\$ Change	No. Assessments/ Units	Projected Income 2017-18
Residential	\$20	\$20	\$0	10,057	\$201,140
Residential - strata/flats	\$12.50	\$12.50	\$0	5,269	\$65,862
Business Premise (per 350m2)	\$20	\$20	\$0	4,322	\$86,440
Business strata units (per 350m2)	\$12.50	\$12.50	\$0	271	\$3,387
				19,919	\$356,830

Urban Stormwater Catchment Area



Pricing Policy

Council's pricing policy generally supports the cost recovery philosophy. It recognises people's ability to pay and balances an expectation that some services will be cross subsidised from rates for the common good of the community.

Pricing will:

- Explore cost recovery opportunities.
- Pursue value for money by providing effective and efficient service.
- Balance rates and grants against other funding sources.
- Manage financial risk in a volatile climate.
- Ensure that debt financing is limited to works of a capital nature and that the total debt is limited to ensure long-term financial stability.
- Develop pricing structures that can be administered simply and cheaply and be understood by the public.
- Develop pricing structures that reflect real life-cycle and environmental costs
- Recognise pricing encourages or discourages consumer use and behaviours

Fees and charges in general (not including statutory fees, fees set by management committees, fees assessed by the community services such as respite care) will be increased generally by C.P.I.

For amounts between \$0.00 and \$10.00 will be rounded to the nearest 50c. Amounts between \$10.00 and \$50.00 are to be rounded to the nearest dollar. Amounts over \$50.00 are rounded to the nearest \$5.00 (there may be variations in these rounding calculations). Where GST applies to the fee amounts will be rounded up to the next 10c.

Fees and charges are listed in a document available on the website and for inspection at council offices.

Developer Contributions for roads/water/sewer have been increased by the relevant index or other means nominated in the relevant contribution plan.

Rentals or leases are to be increased to the maximum allowed under the terms of each individual lease.

The Local Government Council Fixed Penalty Handbook lists a number of penalties relating to various Acts and Regulations. Council reserves the right to apply these as appropriate to the offence. Penalties are not all individually listed.

Council's pricing policy with respect to the fees and charges it makes has to take into account the greatest good to the community as well as market pressures. The pricing philosophy is designed to meet the needs of the community in that, whilst it is generally one of market pricing, it is flexible enough to provide for community service obligations. The market pricing philosophy can sometimes be incorrectly perceived as just passing on excessive costs to ratepayers. The real effect of the philosophy is a strong discipline on Council to bring its costs and prices into line

with market rates. The effect is to promote cost efficiencies throughout all of Council's operations for the benefit of the community. In this respect, Council has developed five pricing types to meet operational requirement as follows:

1. Subsidised or Community Services Obligation

To provide facilities, services or goods for members of the community who may not be able to afford full cost recovery, or the market rate for them. These may be covered by cross subsidisation (use of general revenue) or by specific purpose funding. This pricing policy is applied when either (a) it is known that the customers are unable to pay but should nonetheless have access to the services on social justice ground, or (b) it is impractical to start collecting more given the historical development of the facility, service or good.

2. Cost Recovery

To provide facilities, services or goods for customers at the actual cost of providing them where the cost is less than market rates. This pricing policy is applied when it is known that customers are willing and able to meet cost recovery, but it is viewed as inappropriate for a public authority to seek to profit from it.

3. Market

To provide facilities, services or goods for customers at a price that enables Council to make a profit or to reduce losses of the services to keep them financially viable.

4. Deterrent

To provide for fines to deter customers from misusing a facility or service, or to encourage them to comply with a law, regulation or policy. This pricing policy is applied when the object is not primarily financial but rather educative or punitive.

5. Determined by Legislation

The price is set by legislation (usually State Government legislation) and Council does not have the opportunity to vary the cost. Not all costs have been advised for 2018-19. The fees and charges currently default to the 2017-18 charge and will be updated when Council is advised of any changes for 2018-19.