



KERBSIDE HOUSE NUMBERING

URBAN AREAS ONLY

Kerbside house numbering is a popular method used by property owners to highlight the location of their residence. Use of a common standard across the Queanbeyan-Palerang Regional Council area will facilitate the location of residences by various emergency services, postal deliveries, and visitors.

The following specifications are to be applied to all kerbside numbering.

Paint Type

- Paint type is to be water-based acrylic, suitable for use on concrete surfaces. A suitable concrete binder/sealer should be used under the background colour to provide a more suitable, stable, longer lasting surface.
- Road marking paint or propriety brands such as DULUX Weathershield X10 or Wattle Solarguard or similar may be used

Paint Colour

- To ensure consistency, the colours proposed for the two components of the numbering system should be similar to the following: Background: DULUX colour "High Blue" Acrylic or similar; Foreground: DULUX colour "Vivid White" Acrylic or similar

Foreground numerals and letters

- House number numerals are to be 75mm high Series "D" in accordance with Australian Standards AS1744.
- Where suffixes, numerals, or letters are required, these are to be 50mm high Series "D" i.e. 75A

- There is to be a 30mm gap between each numeral and letter

There is to be a 30mm gap between the edge of the background and the closest point of the closest numeral or letter.

Background

- Background is to be 100mm high with 10mm above and 15mm below the numerals.
- Suffix numerals and letters (50mm high) are to be in line with the base of the main numerals i.e. 15mm from the base of background and 35mm from top
- There is to be at least 30mm background on each side of the full combination of numerals and suffix, if applicable, at that location.

Location

- Numbers are to be located approximately 1.0m to the side of the driveway kerb return towards the centre of the relevant address.
- Where more than one residence with the same basic street number use the same driveway, only one set of numbers is to be used.

Method 15mm


- To ensure consistency, a precisely engineered stencil is to be used to install background and numbers to totally preclude overspray and underrun. Background is to be applied over the full surface, with numerals and letters being applied onto this surface. There is to be no overrun of paint from one surface to the other.

House numbering schematic of various configurations

Contact and Further Information



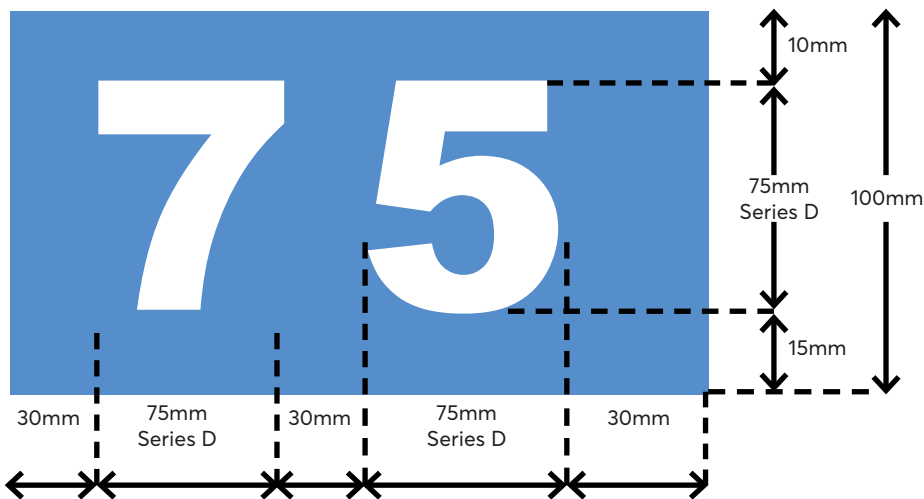
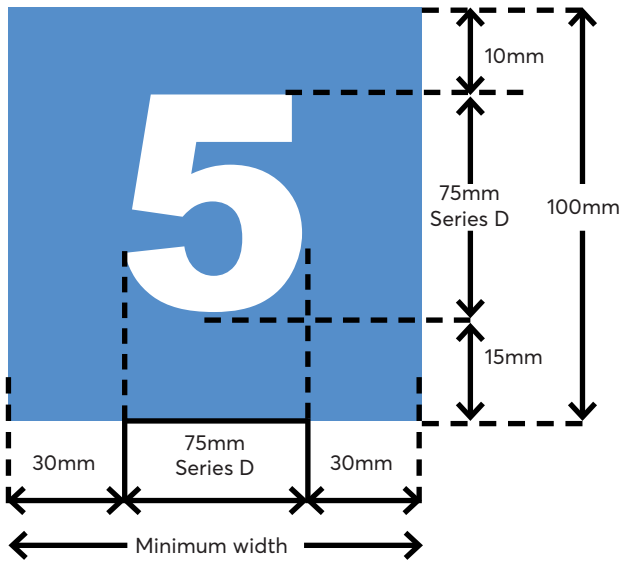
If you have any questions about the project contact QPRC on:

 1300 735 025

 www.qprc.nsw.gov.au



If you need help understanding this information, please contact the Translating and Interpreting Service on 131 450 and ask them to call us on 1300 735 025



← Spacing and width as per dimensions above →